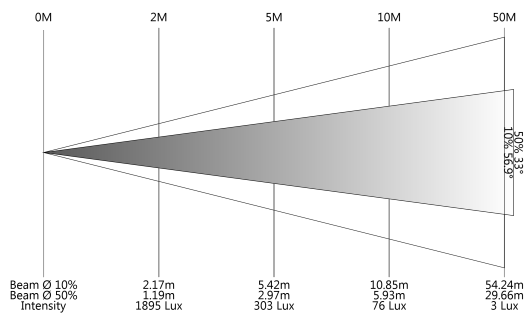


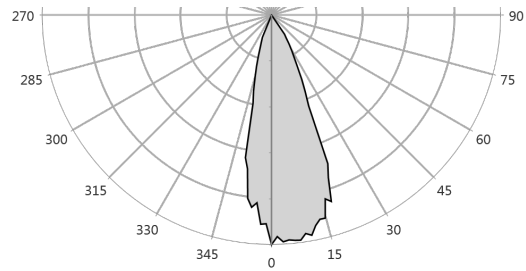
**Manufacturer** SGM  
**Luminaire** P-10 35deg Blue peak  
**Measurement Date** 22-06-2018  
**Power Consumption** 379 W  
**Light Output** 3 132 lm  
**Field Angle** 56.9 deg  
**Beam Angle** 33.0 deg



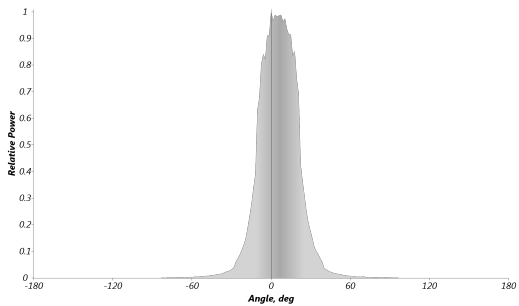
Lux Diagram



Polar Distribution



Beam Profile



Spectral Distribution

