

DATE	PROJECT	FIRM	TYPE
------	---------	------	------

RISE IS A SYSTEM OF BEAUTIFULLY DESIGNED OUTDOOR RATED LUMINAIRES THAT PROVIDE EFFICIENT AND POWERFUL LIGHT USING THE LATEST IN LED TECHNOLOGY. RISE F080 SINGLE IS A POWERFUL AND COMPACT LED LIGHT FIXTURE, DELIVERING UP TO 745 LUMENS, THAT CAN BE USED IN SPOT, ACCENT, LANDSCAPE AND FLOODLIGHT APPLICATIONS. ITS UNIQUE MACRO[™] LOCK FEATURE ALLOWS FOR FULL 180 DEGREE TILT AND 360 DEGREE PAN AIMABILITY USING ONLY ONE TWIST.

FEATURES :

- POWERFUL CBCP
- ONLY 5° LASER SPOT
- EXTREMELY COMPACT
- POWERFUL OUTPUT 300-745LMS
- MACRO[™] LOCK - 180° TILT AND 360° PAN
- 11 UNIQUE BEAM ANGLES
- MULTIVOLT (110V-277V)
- 8 CCTS: 2200K THROUGH 6500K
- 80+ AND 90+ CRI
- DIMMABLE TO 5%
- IP66 RATED



FIXTURE MODEL	FIXTURE CONFIG.	POWER/LUMEN OUTPUT*	CCT/COLOR	CRI	BEAM ANGLE	FINISHES	ACCESSORIES	WIRING AND MOUNTING
F080	1S - Single Head	LO - Low Output MO - Medium Output HO - High Output	22 - 2200K 25 - 2500K 27 - 2700K 30 - 3000K 35 - 3500K 40 - 4000K 50 - 5000K 65 - 6500K RD - Red GR - Green BL - Blue AM - Amber	8 - 80 9 - 90+ X - For RD, GR, BL, AM *90 CRI not available in 2200K, 2500K, 5000K, and 6500K	05 - Laser Spot (5°) 10 - Very Narrow Spot (10°) 15 - Narrow Spot (15°) 20 - Spot (20°) 40 - Flood (40°) 60 - Wide Flood (60°) 80 - Very Wide Flood (80°) E1 - Elliptical 1 (15°x60°) E2 - Elliptical 2 (30°x60°) E3 - Elliptical 3 (60°x15°) E4 - Elliptical 4 (60°x30°)	K - Black Z - Bronze S - Silver W - White C - Custom* Provide RAL #	X - No Accessory H - Half Snoot F - Full Snoot Will ship as X if not specified	A - 19" Flying Leads - Internal Cable IC; Bottom Exit; 1/2" NPT ; UL/CE Rated B* - 10' External Cable Side Exit; Surface Mount ; UL/CE Rated C* - 10' External Cable Bottom Exit; Surface Mount - 1/2" NPT ; UL/CE Rated Will ship as A if not specified

EXAMPLE: F080-1S-LO-22-8-05-S-X-A

*See Photometry Chart for Lumen Data

PERFORMANCE	WATTS	POWER	LUMEN OUTPUT	OPTIC	EFFICACY	CBCP
	4	Low Output	309	5°	77	22,017
	7.5	Medium Output	531	5°	71	37,812
	11.5	High Output	744	5°	65	52,991

ALL LUMEN DATA IS FROM 4000K 80CRI FIXTURES. PLEASE SEE PHOTOMETRY SPEC SHEET FOR ADDITIONAL LUMEN DATA.

COLOR RENDERING INDEX

80+, 90+

COLOR CONSISTENCY

3-STEP MACADAM ELLIPSE

LUMEN DEPRECIATION

WATTS	L70 @ 25C	L70 @ 50C	L90 @ 25C	L90 @ 50C
LOW	>60,500* >(109,000)**	>60,500* >(109,000)**	>60,500* >(109,000)**	>60,500* >(109,000)**
MEDIUM	>60,500* >(109,000)**	>60,500* >(109,000)**	>60,500* >(109,000)**	>60,500* >(109,000)**
HIGH	>60,500* >(181,000)**	>36,300* >(69,800)**	>60,500* >(69,800)**	>33,200*

* ENERGY STAR REPORTED TESTING HOURS TO DATE. CALCULATIONS FOR LED FIXTURES ARE BASED ON MEASUREMENTS THAT COMPLY WITH IES LM-80 TESTING PROCEDURES AND IES TM-21 CALCULATOR

** ESTIMATED HOURS

NOTE: Information on this Spec Sheet is subject to change, please visit ecosenselighting.com/downloads/raise for the most updated information.

ECOSENSE LIGHTING INC.
837 NORTH SPRING STREET
SUITE 103
LOS ANGELES, CA 90012

P • 310.496.6255
F • 310.496.6256
T • 855.632.6736
855.6.ECOSEN

SPECIFICATIONS SUBJECT TO CHANGE WITHOUT NOTICE. VISIT ECOSENSELIGHTING.COM FOR THE MOST CURRENT SPECIFICATIONS. FOR A LIST OF PATENTS VISIT ECOSENSELIGHTING.COM/IP-PORTFOLIO/
©2019 ECOSENSE LIGHTING INC. ALL RIGHTS RESERVED. ECOSENSE, THE ECOSENSE LOGO, TROV, TROV AND ECOSPEC ARE REGISTERED TRADEMARKS OF ECOSENSE LIGHTING INC.
RISE[™], SLIM COVE[™], FREEDOM TO CREATE[™], MACRO[™], FLIP-TO-FLAT[™] ARE TRADEMARKS OF ECOSENSE LIGHTING INC.

ECOSENSELIGHTING.COM

1/4

DATE	PROJECT	FIRM	TYPE
ELECTRICAL	WATTAGE POWER FACTOR THD OPERATING VOLTAGE DRIVER STARTUP TEMPERATURE OPERATING TEMPERATURE STORAGE TEMPERATURE	LOW OUTPUT = 4W; MEDIUM OUTPUT = 7.5W; HIGH OUTPUT = 11.5W >0.9 for 120V (HO, MO, LO), 230V (HO, MO), 277V (HO) <0.2 for 120V (HO, MO, LO), 230V (HO, MO), 277V (HO) MULTIVOLT: 110-277VAC, 50/60 Hz INTEGRAL TO FIXTURE; DE-RATED POWER AND SYNCHRONOUS START-UP AT FULL BRIGHTNESS -40°F TO 122°F (-40°C TO 50°C) -40°F TO 122°F (-40°C TO 50°C) -40°F TO 176°F (-40°C TO 80°C)	
CONTROL	DIMMING	110-277VAC, ELV TYPE, REVERSE PHASE, TRAILING EDGE	
PHYSICAL	DIMENSIONS HOUSING/LENS WEIGHT ENVIRONMENT MOUNTING OPTIONS WIRING TOOLS WIND LOAD (EPA) CORROSION RESISTANT	W 2.49" x H 8.13" x L 6.97" ; (63.33mm x 206.45mm x 177.05mm) EXTRUDED ALUMINUM; UV STABILIZED POLYCARBONATE; STAINLESS STEEL FASTENERS 1.25LBS / 0.56KG OUTDOOR • UL CERTIFIED FOR WET LOCATIONS IP66 IMPACT RATED TO IK10 MEETS 3G ANSI C136.31 VIBRATION STANDARD FOR BRIDGE APPLICATIONS A - FLYING LEADS - INTERNAL CABLE IC; BOTTOM EXIT; 1/2" NPT ; UL/ CE RATED B - EXTERNAL CABLE SIDE EXIT; SURFACE MOUNT ; UL/CE RATED SURFACE MOUNT PLATE INCLUDED C - EXTERNAL CABLE BOTTOM EXIT; 1/2" NPT ; UL/CE RATED SURFACE MOUNT PLATE INCLUDED LENGTH OF FLYING LEADS 19" (482.6mm) LENGTH OF EXTERNAL CABLE 10' (3.05m) 2.5mm HEX KEY AND PHILLIPS #0 SCREWDRIVER FOR INTERCHANGEABLE LENS + SNOOTS 4mm HEX KEY FOR AIMING 5mm HEX KEY FOR MAIN TILT ARM EFFECTIVE PROJECTED AREA 0.14ft ² RISE HAS A HIGH-PERFORMING, CORROSION-RESISTANT FINISH THAT USES HIGH DURABILITY TRIGLYCIDYL ISOCYANURATE (TGIC) POWDER COATINGS SPECIFICALLY DESIGNED FOR EXTERIOR AND WEATHER EXPOSURE. THIS FINISH HAS BEEN TESTED AND APPROVED TO MARINE GRADE CORROSION RESISTANCE STANDARD IN UL1598A, ASTM B117 SALT FOG TEST FOR 200 HOURS.	

FIXTURE RATING & CERTIFICATIONS CE, UL CERTIFIED
RoHS COMPLIANT, IK10



LIMITED WARRANTY 5 YEARS

0-10V CONTROL OPTIONS

100-120VAC / 277VAC Linear Dimming Control Module 0-10V - Plenum Rated LDCM-PL-120-277-010V-GR

All products come standard with ELV dimming capabilities. 0-10V Control options required for operation at 0-10V.

OPTIONAL ACCESSORIES

Snoots
 Half Snoot, Color Finish (K=Black, Z=Bronze, S=Silver, W=White, C=Custom) F080-H-(K,Z,S,W,C)
 Full Snoot, Color Finish (K=Black, Z=Bronze, S=Silver, W=White, C=Custom) F080-F-(K,Z,S,W,C)

Interchangeable Lens
 5 Degree F080-LENS-05
 10 Degree F080-LENS-10
 15 Degree F080-LENS-15
 20 Degree F080-LENS-20
 40 Degree F080-LENS-40
 60 Degree F080-LENS-60
 80 Degree F080-LENS-80
 15x60 or 60x15 Degree F080-LENS-E1E3
 30x60 or 60x30 Degree F080-LENS-E2E4
 Full Set of Beam Angle Lens Degree (5, 10, 15, 20, 40, 60, 80, 15x60 or 60x15, 30x60 or 60x30) F080-LENS-FULLSET

Honeycomb Louver
 Honeycomb Louver F080..... F080-LV-HComb

Canopy Plate (Not for use with wire Option B - External Cable Side Exit)
 RISE Canopy Plate (K=Black, Z=Bronze, S=Silver, W=White, C=Custom) RISE-CANOPY-04-(K,Z,S,W,C)

NOTE: Information on this Spec Sheet is subject to change, please visit ecosenselighting.com/downloads/rise for the most updated information.

ECOSENSE LIGHTING INC.
 837 NORTH SPRING STREET
 SUITE 103
 LOS ANGELES, CA 90012

P • 310.496.6255
F • 310.496.6256
T • 855.632.6736
 855.6.ECOSEN

SPECIFICATIONS SUBJECT TO CHANGE WITHOUT NOTICE. VISIT ECOSENSELIGHTING.COM FOR THE MOST CURRENT SPECIFICATIONS. FOR A LIST OF PATENTS VISIT ECOSENSELIGHTING.COM/IP-PORTFOLIO/
 ©2019 ECOSENSE LIGHTING INC. ALL RIGHTS RESERVED. ECOSENSE, THE ECOSENSE LOGO, TROV, TROV AND ECOSPEC ARE REGISTERED TRADEMARKS OF ECOSENSE LIGHTING INC.
 RISE™, SLIM COVE™, FREEDOM TO CREATE™, MACRO™, FLIP-TO-FLAT™ ARE TRADEMARKS OF ECOSENSE LIGHTING INC.

ECOSENSELIGHTING.COM

2/4

DATE	PROJECT	FIRM	TYPE
------	---------	------	------

Color Filters

Red	F080-FILTER-RED
Blue	F080-FILTER-BLUE
Green	F080-FILTER-GREEN
Amber	F080-FILTER-AMBER

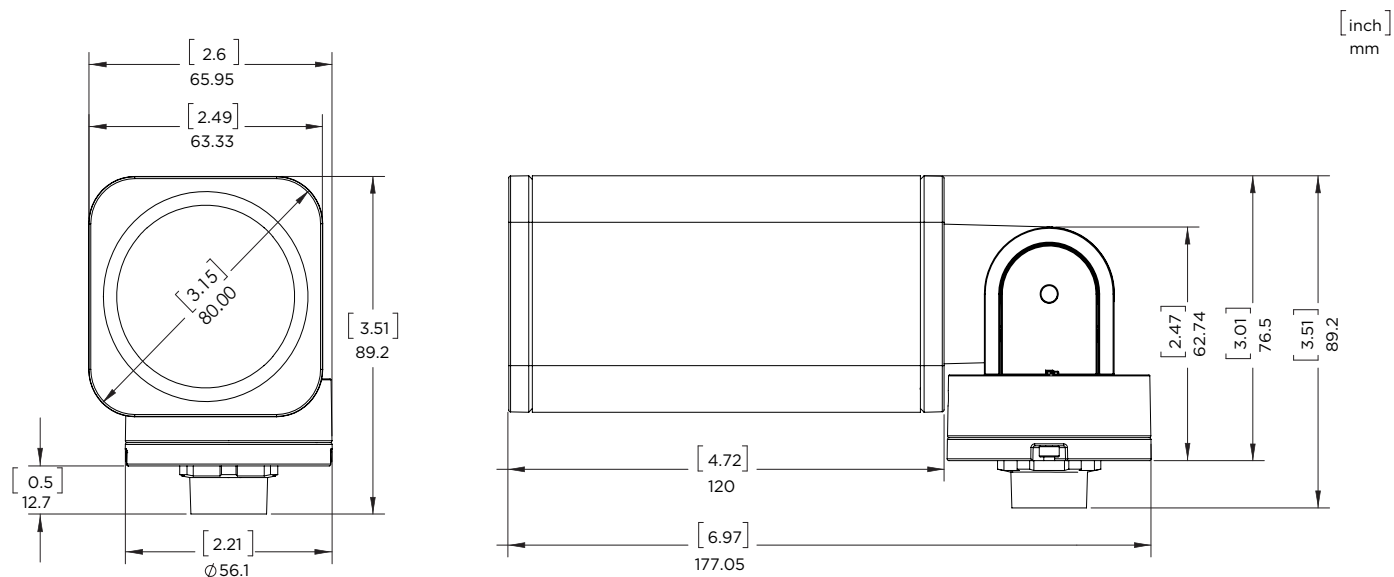
F080 Wall Mount Arm (for use only with Wiring Option C - External Cable Bottom Exit and not for use with multi-up fixtures)

Wall Mount Arm, 6 inch, Color Finish (K=Black, Z=Bronze, S=Silver, W=White, C=Custom)	F080-WMA-06-(K,Z,S,W,C)
Wall Mount Arm, 12 inch, Color Finish (K=Black, Z=Bronze, S=Silver, W=White, C=Custom)	F080-WMA-12-(K,Z,S,W,C)
Wall Mount Arm, 18 inch, Color Finish (K=Black, Z=Bronze, S=Silver, W=White, C=Custom)	F080-WMA-18-(K,Z,S,W,C)
Wall Mount Arm, 24 inch, Color Finish (K=Black, Z=Bronze, S=Silver, W=White, C=Custom)	F080-WMA-24-(K,Z,S,W,C)

Ground Stake (for use only with Wiring Option C - External Cable Bottom Exit and not for use with multi-up fixtures)

Landscape Stake, 12in (for use with F080 Single Head only, not for use with multi-fixture units)	F080-LS-1S-STK-12
--	-------------------

DIMENSIONS



NOTE: Information on this Spec Sheet is subject to change, please visit ecosenselighting.com/downloads/rise for the most updated information.

ECOSENSE LIGHTING INC.
 837 NORTH SPRING STREET
 SUITE 103
 LOS ANGELES, CA 90012

P • 310.496.6255
F • 310.496.6256
T • 855.632.6736
 855.6.ECOSEN

SPECIFICATIONS SUBJECT TO CHANGE WITHOUT NOTICE. VISIT [ECOSENSELIGHTING.COM](https://ecosenselighting.com) FOR THE MOST CURRENT SPECIFICATIONS. FOR A LIST OF PATENTS VISIT [ECOSENSELIGHTING.COM/IP-PORTFOLIO/](https://ecosenselighting.com/ip-portfolio/)
 ©2019 ECOSENSE LIGHTING INC. ALL RIGHTS RESERVED. ECOSENSE, THE ECOSENSE LOGO, TROY, TROY AND ECOSPEC ARE REGISTERED TRADEMARKS OF ECOSENSE LIGHTING INC.
 RISE™, SLIM COVE™, FREEDOM TO CREATE™, MACRO™, FLIP-TO-FLAT™ ARE TRADEMARKS OF ECOSENSE LIGHTING INC.

[ECOSENSELIGHTING.COM](https://ecosenselighting.com)

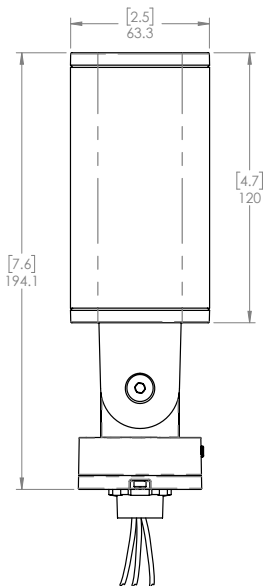
3/4

DATE	PROJECT	FIRM	TYPE
------	---------	------	------

WIRING GUIDE

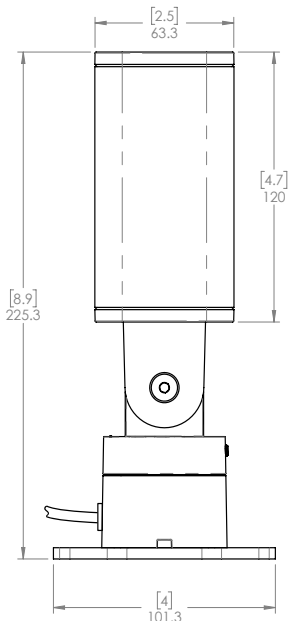
RISE is an interior and exterior rated (IP66) fixture that is available in three different wiring options:

Flying Leads - Internal Cable (UL + CE Rated)



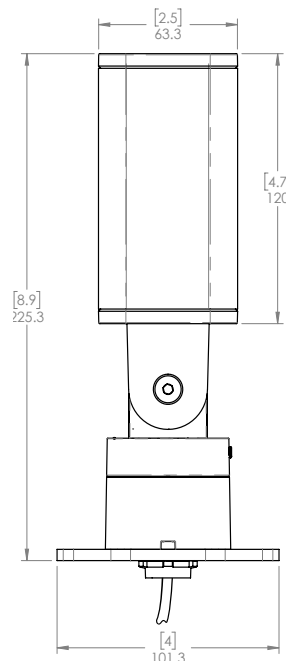
- For use with standard junction boxes
- 1/2" NPT Taper, Cable Length is 19"
- Compatible with EcoSense Canopy junction Box Cover
- 18 AWG Stranded Copper Cable - 3 Conductors

External Cable Side Exit (UL + CE Rated)



- For use when external, exterior rated cable is required to run to remote junction box or mains
- Cable exits the side of the base
- Comes with a Surface Mount Plate, for mounting direct to surface
- Cable Length is 10' (3.05m)

External Cable Bottom Exit (UL + CE Rated)



- For use when external, exterior rated cable is required to run to remote junction box or mains
- Cable exits the bottom for use with various accessories such as Wall Mount Arm and Ground Stake
- 1/2" NPT taper for mounting
- Comes with a Surface Mount Plate, for mounting direct to surface
- Cable Length is 10' (3.05m)

NOTE: Information on this Spec Sheet is subject to change, please visit ecosenselighting.com/raise for the most updated information.