

eW Profile MX Powercore

Date: _____
Type: _____
Firm Name: _____
Project: _____

**Surface Mount with Occupancy
Sensor, 2700 K, 914 mm (36 in)**

Interior under-cabinet workplace task luminaire with single temperature white light

eW Profile MX Powercore is a linear, direct line voltage LED under-cabinet light for common office and workplace task applications. Offers a rapid LED retrofit for traditional halogen or fluorescent task lights. Low power draw per foot and optional occupancy sensor maximize energy efficiency.



- Versatile plug-and-play installation—A low-profile housing allows discreet under-cabinet placement. Luminaires are available in 457 mm (18 in) and 914 mm (36 in) lengths with surface mounting or magnet mounting options, and plug directly into US standard wall plugs.
- Dramatic energy savings — 457 mm (18 in) luminaires consume just 9 W, and 914 mm (36 in) luminaires consume 18 W. Optional occupancy sensor for additional energy savings.
- A range of options for design and application flexibility— Available in 2700 K, 3000 K, 3500 K, and 4000 K color temperatures. White housing matches a range of office decors.
- Integrates patented Powercore technology—Powercore rapidly, efficiently, and accurately controls power directly from line voltage, eliminating external power supplies.
- Superior color consistency and accuracy—Optibin, an advanced binning algorithm, exceeds the recognized standards for color quality to guarantee uniformity and consistency of hue and color temperature.
- Smooth dimming capability—Smooth dimming capability— Patented DIMand technology offers smooth dimming capability with the DM-1000 0-10 V ELV Dimmer or selected reverse-phase ELV-type dimmers.

For detailed product information, please refer to the Profile Powercore Family Product Guide at www.colorkinetics.com/global/products/essentialwhite/ewprofilemxpowercore/

Specifications

Due to continuous improvements and innovations, specifications may change without notice.

Output

Color Temperature	2700 K
Beam Angle	110°
Lumens†	714
Efficacy	43
CRI	85

Electrical

Input Voltage	120 VAC, 50/60 Hz
Power Consumption (Maximum at full output, steady state)	18 W
Power Factor	0.99 @ 120 VAC

For Surge Protection Requirements for LED Lighting Systems, please refer to www.colorkinetics.com/KB/surge-protection.

Control

Control	Integrated On/Off switch
---------	--------------------------

Lumen Maintenance

Threshold [§]	Ambient Temperature	Reported [¶]	Calculated [¶]
L ₇₀	50 °C	> 49,000	

Physical

Dimensions (Height x Width x Depth)	43 x 914 x 63.5 mm (1.7 x 36 x 2.5 in)
Weight	1.4 kg (3.1 lb)
Housing Material	White painted metal
Lens	Translucent polycarbonate
Luminaire Connections	Standard wall plug

Temperature Ranges

-20 to 50 °C (-4 to 122 °F) Operating
-20 to 50 °C (-4 to 122 °F) Startup
-40 to 80 °C (-40 to 176 °F) Storage

Humidity	0 to 95%, non-condensing
----------	--------------------------

Certification and Safety

Approbation	UL/cUL, FCC Class A
Environment	Dry/Damp Location, IP20

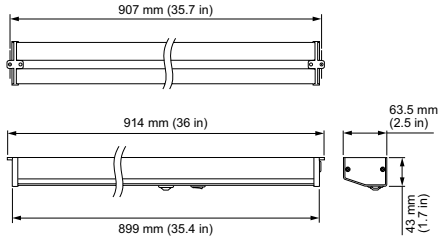


† Lumen output measurements comply with IES LM-79-08 testing procedures.

§ L_{xx} = xx% lumen maintenance (when light output drops below xx% of initial output). All values are given at B10, or the median value where 90% of the LED population is better than the reported or calculated lumen maintenance measurement.

¶ Lumen maintenance figures are based on lifetime prediction graphs supplied by LED source manufacturers. Whenever possible, figures use measurements that comply with IES LM-80-08 testing procedures. In accordance with TM-21-11, Reported values represent the interpolated value based on six times the LM-80-08 total test duration (in hours). Calculated values represent time durations that exceed six times the total test duration.

Dimensions

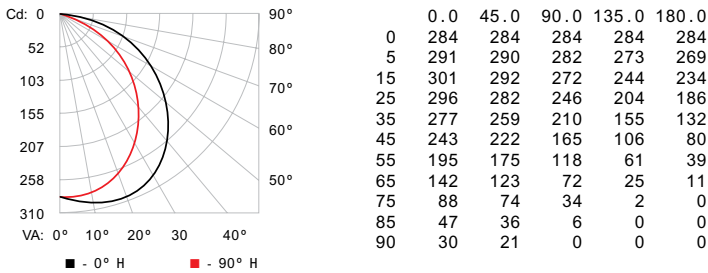


Photometrics, 2700 K, 914 mm (36 in)

Photometric data is based on test results from an independent NIST traceable testing lab. IES data is available at www.colorkinetics.com/support/ies.

Beam Angle	110°
LED	2700 K
Lumens	714
Efficacy	43

Polar Candela Distribution

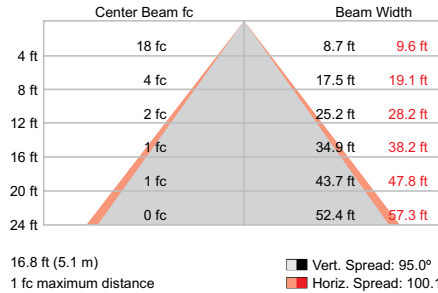


Zonal Lumen

ZONE	LUMENS	%FIXT
0- 30	215	30.1
0- 40	344	48.2
0- 60	575	80.5
0- 90	709	99.3
90-120	5	0.7
90-130	5	0.7
90-150	5	0.7
90-180	5	0.7
0-180	714	100.0

For lux multiply fc by 10.7

Illuminance at Distance



Coefficients of Utilization - Zonal Cavity Method

Effective Floor Cavity Reflectance: 20%

RC	80			70			50			30			10			0		
Rw	70	50	30	10	70	50	30	10	50	30	10	50	30	10	50	30	10	0
0	119	119	191	119	116	161	161	116	111	111	111	106	106	106	101	101	101	99
1	102	104	100	96	106	102	98	94	97	94	91	93	91	88	90	88	86	83
2	99	91	85	79	97	89	83	78	86	81	76	82	78	74	79	76	72	70
3	91	81	73	66	88	79	72	66	76	70	64	73	68	63	70	66	62	60
4	83	72	63	57	81	70	62	56	68	61	55	65	59	55	63	58	54	52
5	77	64	56	49	75	63	55	49	61	54	48	59	53	48	57	52	47	45
6	71	58	49	43	69	57	49	43	55	48	42	54	47	42	52	46	42	40
7	66	53	44	38	64	52	44	38	50	43	38	49	42	37	48	42	37	35
8	62	48	40	34	60	48	40	34	46	39	34	45	38	34	44	38	33	32
9	58	45	36	31	56	44	36	31	43	36	31	42	35	31	41	35	30	29
10	54	41	33	28	53	41	33	28	40	33	28	39	32	28	38	32	28	26

Luminaire and Accessories

Use Item Number when ordering in North America

Luminaire

	Item Number	Item 12NC
eW Profile MX Powercore <i>Surface Mount with Occupancy Sensor, 2700 K, 914 mm (36 in)</i>	523-000068-09	910503701952

Accessory

DM-1000 0-10 V ELV Dimmer	109-000036-00	912400135916
---------------------------	---------------	--------------



© 2019 Signify Holding. All rights reserved. Specifications are subject to change without notice. No representation or warranty as to the accuracy or completeness of the information included herein is given and any liability for any action in reliance thereon is disclaimed.

Color Kinetics
www.colorkinetics.com/global/products/essentialwhite/ewprofilemxpowercore/