

EvenBalance Essential White Powercore

Date: _____
Type: _____
Firm Name: _____
Project: _____

3500 K, 305 mm (1 ft), Grazing

Interior linear OptiField luminaire with single temperature white light

EvenBalance Essential White Powercore is a compact interior linear luminaire that is ideal for washing and grazing applications. OptiField delivers extremely uniform illuminance, providing smooth, even light and subtle shading with reduced setbacks—without hotspots or banding. Two beam spreads: Washing and Grazing, two lengths: 305 mm (1 ft) and 1219 mm (4 ft), and the ability to continuously rotate the luminaire up to 180° enable a high degree of flexibility.



- Uniform illumination—EvenBalance Essential White Powercore delivers a uniformity ratio of less than 3:1 on a 3 m (9 ft) wall with an 0.5 m (1.5 ft) setback.
- Precise control of light—Asymmetric optic design provides precise control of light and delivers more illumination with higher uniformity at a lower power than comparable fluorescent asymmetric reflector solutions.
- Grazing and Washing options—The grazing beam spread of EvenBalance eW Powercore evenly accentuates the surface of a textured wall at a 50 mm (2 in) setback. The washing beam spread is designed to evenly illuminate flat surfaces, such as drywall, with a high illuminance, using a 150 mm to 500 mm (0.5 to 1.5 ft) setback.
- Integrates patented Powercore technology—Powercore rapidly, efficiently, and accurately controls power directly from line voltage, eliminating the need for an external power supply. Contractor-friendly installation dramatically simplifies installation and lowers total system cost.
- Multiple color temperatures—Available in 2700 K, 3000 K, 3500 K, and 4000 K color temperatures for applications calling for warm, neutral, or cool white light.
- Simple installation—The linear design and small form factor of EvenBalance Essential White Powercore makes it easy to install, conceal, in tight interior spaces. The 180° continuous rotation and constant torque rotation make the luminaire extremely adaptable in any application.
- Support for multiple voltages—Accepts line voltage of 100 to 277 VAC for consistent installation and operation around the world.
- Smooth dimming capability—Smooth dimming capability—Patented DIMand technology offers smooth dimming capability with the DM-1000 0-10 V ELV Dimmer or selected reverse-phase ELV-type dimmers.

For detailed product information, please refer to the EvenBalance Powercore Family Product Guide at www.colorkinetics.com/global/products/essentialwhite/evenbalance/

Specifications

Due to continuous improvements and innovations, specifications may change without notice.

Output

Color Temperature*	3500 K
Beam	Grazing with 50 mm (2 in) setback
Lumens†	884
Efficacy (lm/W)	76
CRI	83

Electrical

Input Voltage	100 to 277 VAC, auto-ranging, 50/60 Hz
Power Consumption (Maximum at full output, steady state)	12.5 W
Power Factor	0.99 @ 120 VAC

For Surge Protection Requirements for LED Lighting Systems, please refer to www.colorkinetics.com/KB/surge-protection.

Control

Dimmer‡

Compatible with selected commercially available reverse-phase ELV-type dimmers

Lumen Maintenance

Threshold§	Ambient Temperature	Reported¶	Calculated¶
L ₉₀	25 °C	> 54,000	
	50 °C	> 54,000	
L ₈₀	25 °C		> 100,000
	50 °C		> 100,000
L ₇₀	25 °C		> 100,000
	50 °C		> 100,000

Physical

Dimensions (Height x Width x Depth)	54 x 305 x 39 mm (2.1 x 12 x 1.5 in)
Weight	445 g (0.98 lb)
Housing Material	Die-cast aluminium, white powder-coated finish
Lens	Polycarbonate
Luminaire Connections	Integral male/female connectors

Temperature Ranges

-40 to 50 °C (-40 to 122 °F) Operating
 -20 to 50 °C (-4 to 122 °F) Startup
 -40 to 80 °C (-40 to 176 °F) Storage

Humidity 0 to 95%, non-condensing

Luminaire Run Lengths

To calculate luminaire run lengths and total power consumption for your specific installation, download the Configuration Calculator from www.colorkinetics.com/support/install_tool/

Certification and Safety

Approbation	UL/cUL, FCC Class B, CE, C-Tick, CCC
Environment	Dry/Damp Location, IP20



* Correlated color temperature (CCT) complies with ANSI C78.377-2008 for the chromaticity of solid state lighting products.

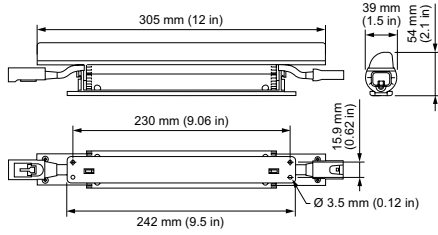
† 305 mm (1 ft) lumen output measurements comply with IES LM-79-08 testing procedures. 1219 mm (4 ft) measurements are estimated based on the 305 mm (1 ft) measurements.

‡ Refer to www.colorkinetics.com/support/appnotes/ for more information.

§ L_{xx} = 70% lumen maintenance (when light output drops below 70% of initial output). All values are given at B10, or the median value where 90% of the LED population is better than the reported or calculated lumen maintenance measurement.

¶ Lumen maintenance figures are based on lifetime prediction graphs supplied by LED source manufacturers. Whenever possible, figures use measurements that comply with IES LM-80-08 testing procedures. In accordance with TM-21-11, Reported values represent the interpolated value based on six times the LM-80-08 total test duration (in hours). Calculated values represent time durations that exceed six times the total test duration.

Dimensions

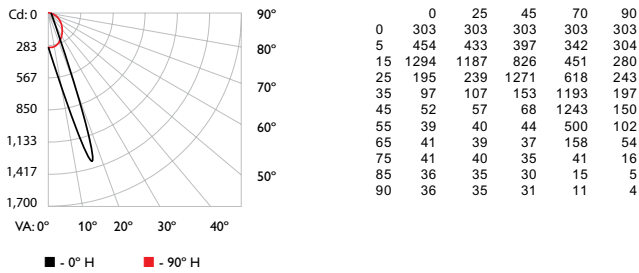


Photometrics, 3500 K, 305 mm (12 in)

Photometric data is based on test results from an independent NIST traceable testing lab. IES data is available at www.colorkinetics.com/support/ies.

Beam	Grazing with 50 mm (2 in) setback
LED	3500 K
Lumens	884
Efficacy (lm/W)	76

Polar Candela Distribution

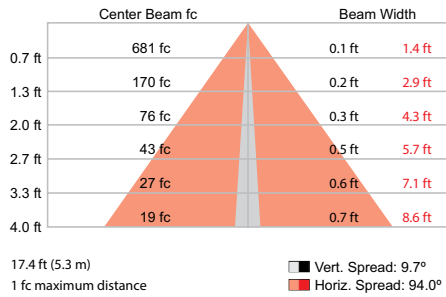


Zonal Lumen

Zone	Lumens	% Luminaire
0-30	346.3	39.2%
0-40	501.6	56.8%
0-60	716.2	81.0%
0-90	832.3	94.2%
60-90	116.2	13.1%
70-100	81.2	9.2%
90-120	45.0	5.1%
90-180	51.5	5.8%
0-180	883.8	100.0%

For lux multiply fc by 10.7

Illuminance at Distance



Coefficients of Utilization - Zonal Cavity Method

RCC %:	Effective Floor Cavity Reflectance: 20%																							
	80				70				50				30				10				0			
RW %:	70	50	30	0	70	50	30	0	50	30	20	0	50	30	20	0	50	30	20	0	50	30	20	0
0	1.18	1.18	1.18	1.18	1.14	1.14	1.14	0.94	1.08	1.08	1.08	1.02	1.02	1.02	1.02	0.97	0.97	0.97	0.97	0.94	0.97	0.97	0.97	0.94
1	1.08	1.04	1.00	0.97	1.05	1.01	0.98	0.82	0.96	0.93	0.91	0.91	0.89	0.87	0.87	0.87	0.85	0.83	0.83	0.81	0.87	0.85	0.83	0.81
2	1.00	0.93	0.87	0.82	0.97	0.90	0.85	0.71	0.86	0.82	0.78	0.82	0.78	0.75	0.75	0.78	0.75	0.73	0.73	0.70	0.78	0.75	0.73	0.70
3	0.93	0.83	0.76	0.70	0.90	0.81	0.75	0.63	0.78	0.72	0.67	0.74	0.70	0.66	0.66	0.71	0.67	0.64	0.64	0.62	0.71	0.67	0.64	0.62
4	0.86	0.75	0.67	0.62	0.83	0.74	0.66	0.56	0.70	0.64	0.59	0.68	0.62	0.58	0.58	0.65	0.60	0.57	0.57	0.55	0.65	0.60	0.57	0.55
5	0.80	0.68	0.60	0.54	0.77	0.67	0.59	0.50	0.64	0.58	0.53	0.62	0.56	0.52	0.52	0.59	0.55	0.51	0.51	0.49	0.59	0.55	0.51	0.49
6	0.74	0.62	0.54	0.49	0.72	0.61	0.54	0.45	0.59	0.52	0.47	0.57	0.51	0.47	0.47	0.55	0.50	0.46	0.46	0.44	0.55	0.50	0.46	0.44
7	0.69	0.57	0.49	0.44	0.67	0.56	0.49	0.41	0.54	0.48	0.43	0.52	0.47	0.42	0.42	0.51	0.45	0.42	0.42	0.40	0.47	0.42	0.38	0.36
8	0.65	0.53	0.45	0.40	0.63	0.52	0.45	0.38	0.50	0.44	0.39	0.49	0.43	0.38	0.38	0.47	0.42	0.38	0.38	0.36	0.47	0.42	0.38	0.36
9	0.61	0.49	0.41	0.36	0.60	0.48	0.41	0.35	0.47	0.40	0.36	0.45	0.39	0.35	0.35	0.44	0.39	0.35	0.35	0.33	0.44	0.39	0.35	0.33
10	0.58	0.45	0.38	0.33	0.56	0.45	0.38	0.32	0.43	0.37	0.33	0.42	0.36	0.32	0.32	0.41	0.36	0.32	0.32	0.30	0.41	0.36	0.32	0.30

Luminaire and Accessories

Use Item Number when ordering in North America

Luminaire	Item Number	Item 12NC
EvenBalance Essential White Powercore 3500 K, 305 mm (1 ft), Grazing	523-000099-02	912400134213
Accessories		
Leader Cable with Terminator and Strain Relief, UL/cUL, 3 m (10 ft)	108-000047-00	910503700972
Leader Cable with Terminator and Strain Relief, CE/CCC, 3 m (10 ft)	108-000047-01	910503700973
Wiring Compartment with Terminator, UL/cUL, 44.5 x 44.5 x 111.1 mm (1.75 x 1.75 x 4.38 in)	120-000077-01	910503700994
Jumper Cable, UL/cUL, 305 mm (12 in)	108-000048-00	910503700974
Jumper Cable, UL/cUL, 1.5 m (5 ft)	108-000048-01	910503700975
Jumper Cable, CE/CCC, 305 mm (12 in)	108-000048-02	910503700976
Jumper Cable, CE/CCC, 1.5 m (5 ft)	108-000048-03	910503700977
Terminators, Box of 10	120-000099-00	910503701120
Mounting Track, White, 1219 mm (4 ft)	120-000124-00	910503701787
DM-1000 0-10 V ELV Dimmer	109-000036-00	912400135916



© 2019 Signify Holding. All rights reserved. Specifications are subject to change without notice. No representation or warranty as to the accuracy or completeness of the information included herein is given and any liability for any action in reliance thereon is disclaimed.

Color Kinetics
www.colorkinetics.com/global/products/essentialwhite/evenbalance/