

# eColor Graze MX Powercore

Date: \_\_\_\_\_  
Type: \_\_\_\_\_  
Firm Name: \_\_\_\_\_  
Project: \_\_\_\_\_

Red, 10° x 60° Beam Angle, 305 mm  
(1 ft)

## Premium linear exterior LED wall grazing luminaires with solid color light

eColor Graze MX Powercore is a high-performance, exterior linear luminaire that features the most light output in our line of solid color LED grazing luminaires. It is designed to highlight architectural features with intensely saturated solid red, green, blue, or amber light. Multiple fixture lengths, beam angles, output levels, and power consumption levels support a large range of façade or surface illumination application. Low-profile housing, connectorized cabling, a universal power input range, and direct line voltage operation make Graze luminaires easy to install and operate.



- Tailor light output to specific applications—Available in four standard lengths (1 ft, 2 ft, 3 ft, and 4 ft), four performance levels (MX, QLX, QLX 5W, and EC), and six standard 9° x 9°, 10° x 60°, 15° x 30°, 30° x 60°, 60° x 30°, and 90° x 90° (EC only) beam angles.
- Flexible integration—Graze's ultra-low profile lets it fit discretely into almost any layout, from simple to elaborate.
- Customizable accessories - Customize your Graze fixture with a choice of three accessories: mounting arm, masking shield, and graze louver. Mounting arm available in three sizes and three colors (black, white, and gray), and masking shield available in four lengths (1 ft, 2 ft, 3 ft, and 4 ft).
- Integrates patented Powercore technology that controls power output to luminaires directly from line voltage – rapidly, efficiently, and accurately. The Color Kinetics Data Enabler Pro merges line voltage with control data and delivers them to luminaires over a single standard cable, dramatically simplifying installation and lowering total system cost.
- Graze provides years of reliable use under rugged conditions. Graze raises reliability even further with more protection from corrosion by meeting ASTM B117 standard and ANSI C136.31-2010 standard with a 3G vibration rating, and elimination of water pooling on the lens.
- Works seamlessly with the Color Kinetics full range of controllers, including Light System Manager, Video System Manager, Video System Manager Pro, iPlayer 3, Antumbra iColor Keypad, and ColorDial Pro—as well as third-party controllers.
- Convenient push-and-click connectors let you easily and rapidly install Leader Cables and Jumper Cables. Constant torque locking hinges offer simple and consistent position control from various angles.

For detailed product information, please refer to the eColor Graze MX Powercore Product Guide at [www.colorkinetics.com/ls/essentialcolor/ecolorgrazemxpowercore/](http://www.colorkinetics.com/ls/essentialcolor/ecolorgrazemxpowercore/)

# Specifications

Due to continuous improvements and innovations, specifications may change without notice.

## Output

|            |           |
|------------|-----------|
| Beam Angle | 10° x 60° |
| Color      | Red       |

## Electrical

|   |  |
|---|--|
| Input Voltage   | 100 to 277 VAC, auto-ranging, 50/60 Hz |
| Power Consumption<br>(Maximum at full output, steady state) | 15 W                                   |

*For Surge Protection Requirements for LED Lighting Systems, please refer to [www.colorkinetics.com/KB/surge-protection](http://www.colorkinetics.com/KB/surge-protection).*

## Control

### Dimmer‡

Compatible with selected commercially available reverse-phase ELV-type dimmers

## Physical

|  |  |
|--|--|
| Dimensions<br>(Height x Width x Depth) | 68 x 305 x 72 mm (2.7 x 12 x 2.85 in)            |
| Weight                                 | 1 kg (2.1 lb)                                    |
| Housing Material                       | Extruded anodized aluminium                      |
| Lens                                   | Clear UV-protected polycarbonate                 |
| Luminaire Connections                  | Integral male/female waterproof connectors       |
| Specs Mounting Title                   | Multi-positional, constant torque locking hinges |

## Temperature Ranges

-40 to 50 °C (-40 to 122 °F) Operating  
-20 to 50 °C (-4 to 122 °F) Startup  
-40 to 80 °C (-40 to 176 °F) Storage

|                      |                                |
|----------------------|--------------------------------|
| Vibration Resistance | Complies with ANSI C136.31, 3G |
| Mechanical Impact    | IK10                           |

## Corrosion Resistance

Complies with ASTM B117 standard with special order. Please contact your Color Kinetics Lighting Sales rep for custom configurations.

|          |                          |
|----------|--------------------------|
| Humidity | 0 to 95%, non-condensing |
|----------|--------------------------|

## Luminaire Run Lengths

To calculate luminaire run lengths and total power consumption for your specific installation, download the Configuration Calculator from [www.colorkinetics.com/support/install\\_tool/](http://www.colorkinetics.com/support/install_tool/)

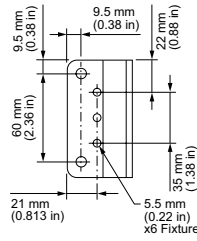
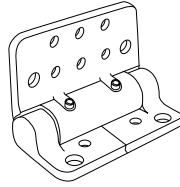
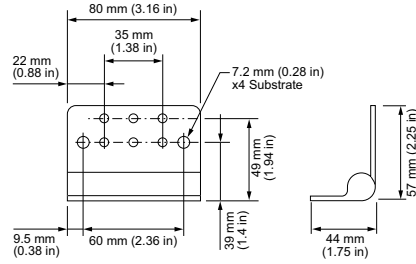
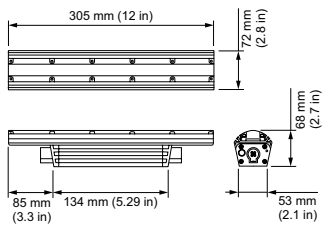
## Certification and Safety

|             |                                      |
|-------------|--------------------------------------|
| Approbation | UL/cUL, FCC Class A, CE, PSE, C-Tick |
| Environment | Dry/Damp/Wet Location, IP66          |



‡ Refer to [www.colorkinetics.com/support/appnotes/](http://www.colorkinetics.com/support/appnotes/) for more information.

# Dimensions



For help estimating the light output and distribution of eColor lighting luminaires, please contact Color Kinetics Applications Engineering Services at <http://www.lighting.philips.com/support/connect/contact-us>.

# Luminaire and Accessories

Use Item Number when ordering in North America

| Luminaire  | Item Number   | Item 12NC    |
|--|---------------|--------------|
| eColor Graze MX Powercore Red, 10° x 60° Beam Angle, 305 mm (1 ft) | 223-000080-04 | 910503703393 |
| <b>Accessories</b>   |               |              |
| Inground Enclosure, Outer Box for 305 mm (1 ft) luminaire          | 120-000190-01 | 912400133685 |
| Inground Enclosure, Inner Box for 305 mm (1 ft) luminaire          | 120-000190-00 | 912400133684 |
| Leader Cable with Terminator, UL/cUL, 3 m (10 ft)                  | 108-000056-03 | 910503704071 |
| Leader Cable with Terminator, UL/cUL, 15.2 m (50 ft)               | 108-000056-00 | 910503703138 |
| Leader Cable with Terminator, CE/PSE, 3 m (10 ft)                  | 108-000056-04 | 910503704072 |
| Leader Cable with Terminator, CE/PSE, 15.2 m (50 ft)               | 108-000056-01 | 910503704069 |
| Jumper Cable, UL/cUL, End-to-End                                   | 108-000057-00 | 910503703139 |
| Jumper Cable, UL/cUL, 305 mm (1 ft)                                | 108-000057-03 | 910503704076 |
| Jumper Cable, UL/cUL, 1.5 m (5 ft)                                 | 108-000057-06 | 910503704079 |
| Jumper Cable, UL/cUL, 3 m (10 ft)                                  | 108-000057-09 | 910503704082 |
| Jumper Cable, CE/PSE, End-to-End                                   | 108-000057-01 | 910503704074 |
| Jumper Cable, CE/PSE, 305 mm (1 ft)                                | 108-000057-04 | 910503704077 |
| Jumper Cable, CE/PSE, 1.5 m (5 ft)                                 | 108-000057-07 | 910503704080 |
| Jumper Cable, CE/PSE, 3 m (10 ft)                                  | 108-000057-10 | 910503704083 |
| Glare Shield, 305 mm (1 ft)  | 120-000081-00 | 910503700745 |
| Mounting Arm, Short, Gray  | 120-000201-03 | 912400135843 |
| Mounting Arm, Medium, Gray   | 120-000201-04 | 912400135844 |
| Mounting Arm, Long, Gray   | 120-000201-05 | 912400135845 |
| Symmetric Louver, 305 mm (1 ft)                                    | 120-000202-00 | 912400135849 |
| Masking Shield, 305 mm (1 ft)                                      | 120-000203-00 | 912400135857 |

