

iColor Cove MX Powercore

Date: _____
Type: _____
Firm Name: _____
Project: _____

125° x 120° Beam Angle, 305 mm (1 ft), UL/cUL/CE

Premium interior linear LED cove and accent luminaire with intelligent color light

This high-intensity LED luminaire affords virtually limitless options for filling indoor alcoves and accent spaces with vibrant light. As the premium member of the iColor Cove family, iColor Cove MX Powercore is also ideally suited for backlighting and cost-effective indoor wall washing. Combines professional-grade color mixing and output of up to 387 lumens per foot with the efficiency and cost-effectiveness of Powercore technology.



- High-performance illumination—iColor Cove MX Powercore is available in 305 mm (1 ft) and 1.2 m (4 ft) die-cast aluminium housings with a wide 125° x 120° or medium 50° x 70° beam angle. Superior beam quality delivers striation-free light. Interlocking connectors accommodate end-to-end installation without visible light scalloping between luminaires.
- Integrates Powercore technology—Powercore technology rapidly, efficiently, and accurately controls power output to luminaires directly from line voltage. The Color Kinetics Data Enabler Pro merges line voltage with control and delivers them to the luminaire over a single standard cable, dramatically simplifying installation and lowering total system cost.
- Superior color consistency—Optibin, a proprietary binning optimization process, guarantees uniformity and consistency of hue across LEDs, luminaires, and manufacturing runs.
- Advanced color mixing—Patented Chromacore technology, pioneered by Color Kinetics, enables precise control over individual LED channels to produce millions of colors and fullcolor, dynamic effects.
- Industry-leading controls—Luminaires work seamlessly with the complete Color Kinetics line of controllers, including iPlayer 3, Light System Manager, and ColorDial Pro, as well as third-party controllers.
- Universal power input range—Accepts power input of 100 to 240 VAC for consistent installation anywhere in the world.
- Easy installation—Powercore allows long product runs and eliminates the need for special wiring and external power supplies.
- Flexible mounting and positioning—With end-to-end locking power connectors that can make 180° turns, these compact cove luminaires are easy to position in even the most challenging mounting circumstances. 305 mm (1 ft) and 1.5 m (5 ft) jumper cables can add extra space between luminaires. Optional mounting tracks support vertical and overhead positioning.

For detailed product information, please refer to the iColor Cove MX Powercore Product Guide at www.colorkinetics.com/ls/rgb/covemx/

Specifications

Due to continuous improvements and innovations, specifications may change without notice.

Output

Beam Angle	125° x 120°
Lumens [†]	387
Efficacy (lm/W)	23.5
LED Channels	Red/Green/Blue

Electrical

Input Voltage	100 to 240 VAC, auto-ranging, 50/60 Hz
Power Consumption	13 W
(Maximum at full output, steady state)	

For Surge Protection Requirements for LED Lighting Systems, please refer to www.colorkinetics.com/KB/surge-protection.

Control

Interface	Data Enabler Pro (DMX or Ethernet)
-----------	------------------------------------

Control System

Color Kinetics full range of controllers, including Light System Manager, Video System Manager Pro, iPlayer 3, Antumbra iColor Keypad, and ColorDial Pro, or third-party controllers

Remote Monitoring & Management	ActiveSite Ready, works with Interact Landmark
--------------------------------	--

Lumen Maintenance

Threshold [§]	Ambient Temperature	Reported [¶]	Calculated [¶]
L ₅₀	25 °C	> 100,000	
	50 °C	90,000	

Physical

Dimensions (Height x Width x Depth)	42 x 305 x 38 mm (1.64 x 12 x 1.5 in)
Weight	372 g (0.82 lb)
Housing Material	Die-cast aluminium, white powder-coated finish
Lens	Polycarbonate
Luminaire Connections	Integral male/female connectors

Temperature Ranges

-20 to 50 °C (-4 to 122 °F) Operating
-20 to 50 °C (-4 to 122 °F) Startup
-40 to 80 °C (-40 to 176 °F) Storage

Humidity	0 to 95%, non-condensing
----------	--------------------------

Luminaire Run Lengths

To calculate luminaire run lengths and total power consumption for your specific installation, download the Configuration Calculator from www.colorkinetics.com/support/install_tool/

Certification and Safety

Approbation	UL/cUL, FCC Class B, CE, PSE, C-Tick, CCC, SAA
Environment	Dry/Damp Location, IP20

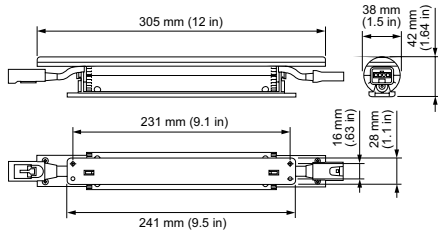


[†] Lumen output measurements comply with IES LM-79-08 testing procedures.

[§] Lxx = xx% lumen maintenance (when light output drops below xx% of initial output). All values are given at B10, or the median value where 90% of the LED population is better than the reported or calculated lumen maintenance measurement.

[¶] Lumen maintenance figures are based on lifetime prediction graphs supplied by LED source manufacturers. Whenever possible, figures use measurements that comply with IES LM-80-08 testing procedures. In accordance with TM-21-11, Reported values represent the interpolated value based on six times the LM-80-08 total test duration (in hours). Calculated values represent time durations that exceed six times the total test duration.

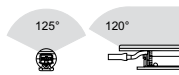
Dimensions



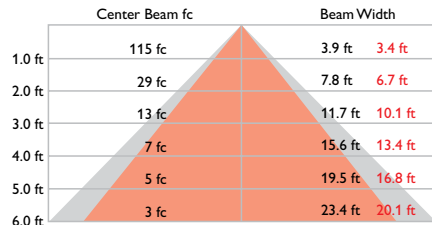
Photometrics, 305 mm (1 ft), 125° x 120°

Photometric data is based on test results from an independent NIST traceable testing lab. IES data is available at www.colorkinetics.com/support/ies.

Beam Angle	125° x 120°
LED	RGB
Lumens	387
Efficacy (lm/W)	23.5

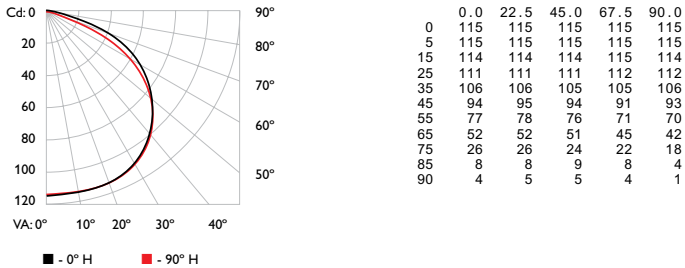


Illuminance at Distance



Vert. Spread: 125.6°
 Horiz. Spread: 118.4°

Polar Candela Distribution



Coefficients of Utilization - Zonal Cavity Method

Effective Floor Cavity Reflectance: 20%

RC	80		70		50		30		10		0	
	70	50	30	10	70	50	30	10	50	30	10	0
0	118	118	118	118	115	115	115	115	110	110	110	100
1	108	103	98	94	105	100	96	93	96	93	90	92
2	98	89	82	76	95	87	81	75	83	78	73	80
3	89	78	70	63	86	76	69	62	73	67	61	70
4	81	69	60	53	79	67	59	53	65	57	52	62
5	74	61	52	45	72	60	51	45	58	50	44	56
6	68	55	46	39	66	54	45	39	52	44	39	50
7	63	50	41	34	61	49	40	34	47	39	34	45
8	59	45	36	31	57	44	36	30	43	35	30	42
9	55	41	33	27	53	41	33	27	39	32	27	38

Zonal Lumen

ZONE	LUMENS	%FIXT
0 - 30	95	24.5
0 - 40	161	41.5
0 - 60	299	77.2
0 - 90	381	98.5
90 - 120	5	1.4
90 - 130	6	1.5
90 - 150	6	1.5
90 - 180	6	1.5
0 - 180	387	100.0

For lux multiply fc by 10.7

Luminaire and Accessories

Use Item Number when ordering in North America

Luminaire	Item Number	Item 12NC
iColor Cove MX Powercore 125° x 120° Beam Angle, 305 mm (1 ft), UL/cUL/CE	123-000004-02	910503701221

Accessories

Mounting Track, White, 1 @ 1219 mm (4 ft)	120-000124-00	910503701787
Leader Cable with Terminator, 3.1 m (10 ft), UL/cUL	108-000050-00	910503701686
Leader Cable with Terminator, 3.1 m (10 ft), CE/CCC	108-000050-01	910503701687
Jumper Cable, 305 mm (1 ft), UL/cUL	108-000049-01	910503701683
Jumper Cable, 305 mm (1 ft), CE/CCC	108-000049-03	910503701685
Jumper Cable, 1.5 m (5 ft), UL/cUL	108-000049-00	910503701682
Jumper Cable, 1.5 m (5 ft), CE/CCC	108-000049-02	910503701684
Wiring Compartment with Terminator, UL/cUL	120-000077-02	910503701740
Terminators, Quantity 10	120-000099-01	910503704251

Power Supplies

Data Enabler Pro, 3/4 in / 1/2 in NPT (U.S. trade size conduit)	106-000004-00	910503701210
Data Enabler Pro, PG21/PG13 (metric size conduit)	106-000004-01	910503701211



© 2018 Signify Holding. All rights reserved. Specifications are subject to change without notice. No representation or warranty as to the accuracy or completeness of the information included herein is given and any liability for any action in reliance thereon is disclaimed.

Color Kinetics
www.colorkinetics.com/ls/rgb/covemx/