

eW Cove QLX Powercore

Date: _____
Type: _____
Firm Name: _____
Project: _____

**2700 K, 220 – 240 VAC, 60° x 90°,
High Power, 154 mm (6 in), With 3
m (10 ft) Leader Cable**

Performance interior linear cove and accent luminaire with single temperature white light

eW Cove QLX Powercore represents the latest in high-quality linear LED cove lighting from Color Kinetics. This elegant, low-profile luminaire delivers up to 432 lumens per foot of white light at an affordable price. eW Cove QLX Powercore is designed to replace traditional cove lighting sources for wall and ceiling glow effects, wall washing, and indirect lighting from a single cove. Multiple color temperatures, beam angles, power levels, and lengths afford an abundance of design options.



- Industry-best white-light quality and color consistency—Advances in Optibin, Color Kinetics' proprietary binning optimization process, now provides color-consistency within a 2-step MacAdam ellipse across eW Cove product luminaires and manufacturing runs.
- Uncompromised Performance—Efficacies near or exceeding 100 lm/w provide optimum output without restrictions on lumen maintenance, operating temperature or warranty.
- Multiple options for design flexibility—Available in four color temperatures ranging from a warm 2700 K to a cool 4000 K. Lengths of 154 mm (6 in), 305 mm (12 in), and 1219 mm (48 in), wide and medium beam angles, and two power levels offer further design flexibility.
- Support for multiple voltages—eW Cove QLX Powercore accepts power input of 120, 220 to 240, or 277 VAC for consistent installation and operation from line voltage in a variety of locations.
- Smooth dimming capability—Patented DIMand technology offers smooth dimming capability with the DM-1000 0-10 V ELV Dimmer or selected reverse-phase ELV-type dimmers.
- Integrates patented Powercore technology—Powercore rapidly, efficiently, and accurately controls power output to luminaires directly from line voltage, eliminating the need for external power supplies and lowering total system cost.
- Easy mounting and positioning—End-to-end locking power connectors make 180° turns, for easy positioning in even the most challenging mounting circumstances. Luminaires rotate in 10° increments through a full 180° for precise aiming and beam mixing. Optional mounting tracks support vertical and overhead positioning. 305 mm (12 in) and 1.5 m (5 ft) jumper cables can add extra space between luminaires.
- Replaces traditional cove lighting—With excellent light output, competitive pricing, long source life, energy efficiency, and virtually maintenance-free operation.
- ENERGY STAR® qualified—As an ENERGY STAR® qualified LED luminaire (all UL listed models only), eW Profile Powercore helps prevent greenhouse gas emissions by meeting strict energy efficiency guidelines set by the U.S. Department of Energy.

For detailed product information, please refer to the Cove Family Product Guide at www.colorkinetics.com/global/products/essentialwhite/ewcoveqlxpc/

Specifications

Due to continuous improvements and innovations, specifications may change without notice.

Output

Color Temperature*	2700 K
Beam Angle	60° x 90°
Lumens†	166
Efficacy (lm/W)	63.5
CRI	82.9

Electrical

Input Voltage	220 to 240 VAC
Power Consumption (Maximum at full output, steady state)	3.5 W
Power Factor	0.99 @ 120 VAC

For Surge Protection Requirements for LED Lighting Systems, please refer to www.colorkinetics.com/KB/surge-protection.

Control

Dimmer‡

Compatible with selected commercially available reverse-phase ELV-type dimmers

Lumen Maintenance

Threshold§	Ambient Temperature	Reported¶	Calculated¶
L ₉₀	25 °C	37,000	> 47,000
	50 °C	17,000	> 17,000
L ₈₀	25 °C		> 100,000
	50 °C	37,000	> 44,000
L ₇₀	25 °C	37,000	> 100,000
	50 °C	37,000	> 75,000

Physical

Dimensions (Height x Width x Depth)	40 x 153 x 32 mm (1.56 x 6 x 1.25 in)
Weight	116 g (0.25 lb)
Housing Material	Injection-molded plastic, white finish
Lens	Clear polycarbonate
Luminaire Connections	Integral male/female connectors

Temperature Ranges

-20 to 50 °C (-4 to 122 °F) Operating
 -20 to 50 °C (-4 to 122 °F) Startup
 -40 to 80 °C (-40 to 176 °F) Storage

Humidity	0 to 95%, non-condensing
----------	--------------------------

Certification and Safety

Approbation	UL/cUL, FCC Class B, CE, C-Tick, CCC, SAA
Environment	Damp Location, IP20



* Correlated color temperature (CCT) complies with ANSI C78.377-2008 for the chromaticity of solid state lighting products.

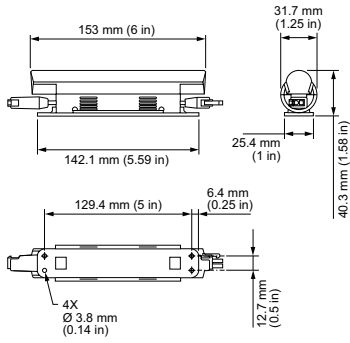
† Lumen measurement complies with IES LM-79-08 testing procedures.

‡ Refer to www.colorkinetics.com/support/appnotes/ for more information.

§ L_{xx} = xx% lumen maintenance (when light output drops below xx% of initial output). All values are given at B10, or the median value where 90% of the LED population is better than the reported or calculated lumen maintenance measurement.

¶ Lumen maintenance figures are based on lifetime prediction graphs supplied by LED source manufacturers. Whenever possible, figures use measurements that comply with IES LM-80-08 testing procedures. In accordance with TM-21-11, Reported values represent the interpolated value based on six times the LM-80-08 total test duration (in hours). Calculated values represent time durations that exceed six times the total test duration.

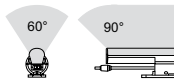
Dimensions



Photometrics, 60° x 90°, high power, 152 mm (6 in)

Photometric data is based on test results from an independent NIST traceable testing lab. IES data is available at www.colorkinetics.com/support/ies.

Beam Angle	60° x 90°
LED	2700 K
Lumens	166
Efficacy (lm/W)	63.5

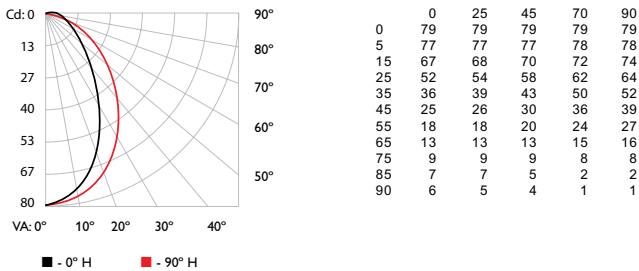


Illuminance at Distance

	Center Beam fc	Beam Width
0.7 ft	177 fc	0.9 ft 1.3 ft
1.3 ft	44 fc	1.8 ft 2.6 ft
2.0 ft	20 fc	2.7 ft 4.0 ft
2.7 ft	11 fc	3.7 ft 5.3 ft
3.3 ft	7 fc	4.6 ft 6.6 ft
4.0 ft	5 fc	5.5 ft 7.9 ft

8.9 ft (2.7 m) 1 fc maximum distance
 Vert. Spread: 68.9°
 Horiz. Spread: 89.6°

Polar Candela Distribution



Zonal Lumen

Zone	Lumens	% Luminaire
0-30	54.5	32.8%
0-40	82.6	49.7%
0-60	127.1	76.4%
0-90	157.2	94.5%
60-90	30.2	18.1%
70-100	19.6	11.8%
90-120	7.8	4.7%
90-180	9.1	5.5%
0-180	166.3	100.0%

For lux multiply fc by 10.7

Coefficients of Utilization - Zonal Cavity Method

RCC %:	Effective Floor Cavity Reflectance: 20%																																																																																																																																																																																																															
	80				70				50				30				10				0																																																																																																																																																																																											
RW %:	70	50	30	0	70	50	30	0	50	30	20	0	50	30	20	0	50	30	20	0	50	30	20	0																																																																																																																																																																																								
RCR:	0	1.18	1.18	1.18	1.14	1.14	1.14	0.95	1.08	1.08	1.08	1.02	1.02	1.02	0.97	0.97	0.97	0.95	1	1.08	1.03	0.99	0.95	1.04	1.00	0.96	0.80	0.95	0.92	0.89	0.90	0.87	0.85	0.85	0.83	0.82	0.79	2	0.98	0.91	0.84	0.78	0.95	0.88	0.82	0.68	0.84	0.79	0.74	0.80	0.76	0.72	0.76	0.73	0.70	0.67	3	0.90	0.80	0.73	0.66	0.88	0.78	0.71	0.59	0.75	0.69	0.64	0.71	0.66	0.62	0.68	0.64	0.60	0.58	4	0.83	0.72	0.64	0.57	0.81	0.70	0.63	0.52	0.67	0.61	0.55	0.64	0.59	0.54	0.62	0.57	0.53	0.51	5	0.77	0.65	0.57	0.50	0.75	0.64	0.56	0.46	0.61	0.54	0.49	0.58	0.52	0.48	0.56	0.51	0.47	0.45	6	0.72	0.59	0.51	0.45	0.69	0.58	0.50	0.41	0.56	0.49	0.43	0.53	0.47	0.43	0.51	0.46	0.42	0.40	7	0.67	0.54	0.46	0.40	0.65	0.53	0.45	0.37	0.51	0.44	0.39	0.49	0.43	0.38	0.47	0.42	0.38	0.36	8	0.62	0.50	0.42	0.36	0.61	0.49	0.41	0.34	0.47	0.40	0.35	0.45	0.39	0.35	0.44	0.38	0.34	0.32	9	0.59	0.46	0.38	0.33	0.57	0.45	0.38	0.31	0.44	0.37	0.32	0.42	0.36	0.32	0.41	0.35	0.31	0.29	10	0.55	0.43	0.35	0.30	0.54	0.42	0.35	0.29	0.41	0.34	0.29	0.39	0.33	0.29	0.38	0.33	0.29	0.27

Luminaire and Accessories

Use Item Number when ordering in North America

Luminaire	Item Number	Item 12NC
eW Cove QLX Powercore 2700 K, 220 – 240 VAC, 60° x 90°, High Power, 152 mm (6 in) With 3 m (10 ft) Leader Cable	523-000090-68	910503705135
Accessories		
Jumper Cable, UL/cUL, 305 mm (1 ft), White	108-000033-06	910503700895
Jumper Cable, UL/cUL, 1.5 (5 ft), White	108-000033-07	910503700896
Jumper Cable, CE/CCC, 1.5 (5 ft), White	108-000033-09	910503700898
Wiring Compartment with Terminator, White	120-000076-01	912400130576
Mounting Track, 1 @ 1219 mm (4 ft), White	120-000125-00	910503701788
DM-1000 0-10 V ELV Dimmer	109-000036-00	912400135916



© 2019 Signify Holding. All rights reserved. Specifications are subject to change without notice. No representation or warranty as to the accuracy or completeness of the information included herein is given and any liability for any action in reliance thereon is disclaimed.

Color Kinetics
www.colorkinetics.com/global/products/essentialwhite/ewcoveqlxpc/