

Date: _____
Type: _____
Firm Name: _____
Project: _____

Vaya Tube

RGB, Ethernet & DMX, 0.3 m (1 ft) 150 mm (6 in) Pitch, UL, CE, CQC

Compact linear direct view luminaire for dynamic media & graphic effects

Vaya Tube is a compact direct view linear LED lighting solution for exterior accent and low-resolution graphic lighting applications. Designed for media graphics with a resolution up to 150 mm, the DMX and KiNet-controllable system can transform entire facades with bright and uniform light, in either RGB or White/Mono color. The light-weight luminaire minimizes the loading onto structures and cladding elements, while run-lengths of up to 12 m (40 ft) per Control Module port (x2) allow for flexible wiring. Simple push'n'click connectors ensure a simple, fast and reliable installation.



- **Slim & Light-Weight** - The slim form factor, different length options and light-weight of the luminaire ease the integration into façade cladding elements and minimize excess loading onto architectural structures.
- **Uniform & Bright** - Create a uniform band of light in a wide 180 degree viewing angle, while ensuring high visibility with an output of 300 lm / 68 cd per 1.2 m (4 ft)
- **Contour & Content** - Whether outlining the contour of a building, placing accents onto a façade or creating a media display of dynamic graphics, Vaya Tube places a variety of control options at your fingertips from static on/off setups to dynamic control in resolutions ranging from entire runs down to 150 mm (6 in) segments.
- **Simple Wiring & Long Runlengths** - With up to 12 m (40 ft) per Control Module port (x2), Vaya Tube offers flexibility in wiring and minimizes the number of required protrusions to the interior of the building. Waterproof daisychain-connectors, combining low voltage power and data, make for simple, fast and reliable wiring connections.

For detailed product information, please refer to the Vaya Tube Product Guide at www.colorkinetics.com/vaya/tube-rgb/

COLORKINETICS
vaya series

Specifications

Due to continuous improvements and innovations, specifications may change without notice.

Output

| | |
|------------------------------|----------------|
| LED Channels | Red/Green/Blue |
| Beam Angle | 165° x 110° |
| Lumens All Channels Full On† | 72 |
| On-Axis Candela | 16 |

Electrical

| | |
|-------------------|--------------------------------------------------------|
| Input Voltage | 24 VDC |
| Power Consumption | 3.5 W <i>(Maximum at full output, steady state)</i> |

Control

Control System

Full range of Color Kinetics controllers and trigger devices, as well as Dyalite or third-party controllers

| | |
|-----------|--------------------------------------|
| Interface | Kinet or DMX via Vaya Control Module |
|-----------|--------------------------------------|

Lumen Maintenance

| Threshold§ | Ambient Temperature | Reported¶ | Calculated¶ |
|------------|---------------------|-----------|-------------|
| L70 | 25 °C | > 60,000 | > 88,000 |
| | 50 °C | > 60,000 | > 88,000 |
| L50 | 25 °C | > 60,000 | > 100,000 |
| | 50 °C | > 60,000 | > 100,000 |

† Lumen output measurements comply with IES LM-79-08 testing procedures.

§ Lxx = xx% lumen maintenance (when light output drops below xx% of initial output). All values are given at B50, or the median value where 50% of the LED population is better than the reported or calculated lumen maintenance measurement.

¶ Lumen maintenance figures are based on lifetime prediction graphs supplied by LED source manufacturers. Whenever possible, figures use measurements that comply with IES LM-80-08 testing procedures. In accordance with TM-21-11, Reported values represent the interpolated value based on six times the LM-80-08 total test duration (in hours). Calculated values represent time durations that exceed six times the total test duration.

Physical

| | |
|-----------------------------------------------|----------------------------------------------------------------------------------------------------------------------------------------------------|
| Dimensions <i>(Height x Width x Depth)</i> | 66 x 300 x 47 mm (3 x 11.8 x 2 in) <i>Including mounting bracket</i> 66 x 300 x 34 mm (3 x 11.8 x 1 in) <i>Excluding mounting bracket</i> |
| Weight | 360 g (0.8 lb) |
| Housing Material | Extruded polycarbonate, dark grey |
| Lens | Translucent plastic |
| Temperature Range | -40 to 50 °C (-40 to 122 °F) Operating -20 to 50 °C (-4 to 122 °F) Startup -40 to 80 °C (-40 to 176 °F) Storage |
| Mechanical Impact | IK09 |
| Humidity | 0 to 95%, non-condensing |

Luminaire Run Lengths

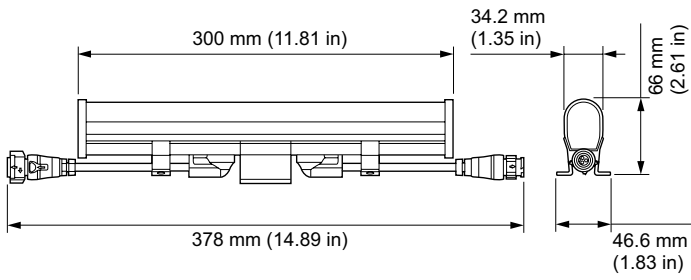
To calculate luminaire run lengths for your specific installation, download the Configuration Calculator from <http://www.colorkinetics.com/vaya/Configuration-Calculator/>

Certification and Safety

| | |
|-------------|-----------------------------------|
| Approbation | UL/cUL, FCC Class A, CE, CQC, RCM |
| Environment | Dry/Damp/Wet Location, IP66 |



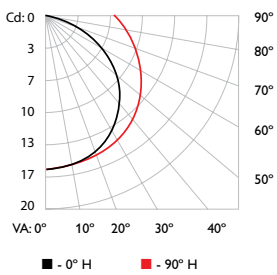
Dimensions



Photometrics RGB, Ethernet & DMX, 0.3 m (1 ft) 150 mm (6 in) Pitch, UL, CE, CQC

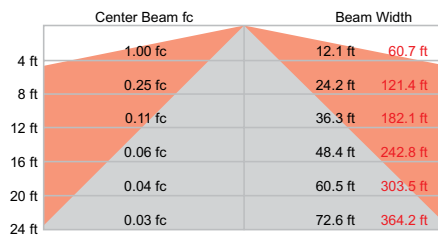
Photometric data is based on test results from an independent NIST traceable testing lab. IES data is available at www.colorkinetics.com/support/ies.

Polar Candela Distribution



| | | | | | |
|----|----|------|----|------|----|
| | 0 | 22.5 | 45 | 67.5 | 90 |
| 0 | 16 | 16 | 16 | 16 | 16 |
| 5 | 16 | 16 | 16 | 16 | 16 |
| 15 | 15 | 15 | 16 | 16 | 16 |
| 25 | 14 | 14 | 15 | 15 | 15 |
| 35 | 13 | 13 | 14 | 14 | 14 |
| 45 | 11 | 11 | 12 | 13 | 13 |
| 55 | 8 | 9 | 10 | 12 | 12 |
| 65 | 6 | 7 | 9 | 10 | 11 |
| 75 | 3 | 4 | 7 | 9 | 9 |
| 85 | 1 | 3 | 5 | 7 | 8 |
| 90 | 0 | 2 | 5 | 6 | 7 |

Illuminance at Distance



4 ft (1.2 m)
1 fc maximum distance
Vert. Spread: 113°
Horiz. Spread: 165°

Luminaire and Accessories

Use Item Number when ordering in North America

Luminaire

| | Item Number | Item 12NC |
|-------------------------------------------------------------------------------|---------------|--------------|
| Vaya Tube, RGB, Ethernet & DMX, 0.3 m (1 ft) 150 mm (6 in) Pitch, UL, CE, CQC | 316-000014-02 | 912400130499 |

Accessories

| | | |
|----------------------------------------------------------|---------------|--------------|
| Vaya Control Module, Ethernet & DMX, 24V, IP66, 2-Port | 320-000014-01 | 912400130537 |
| Vaya Tube Leader-Jumper Cable, 15 m (50 ft), UL, CE, CQC | 308-000014-05 | 912400133652 |
| Vaya Tube Leader-Jumper Cable, 1.5 m (5 ft), UL, CE, CQC | 308-000014-04 | 912400133651 |
| Vaya Tube Leader-Jumper Cable, 0.3 m (1 ft), UL, CE, CQC | 308-000014-09 | 912400134183 |

Power Supplies

| | | |
|--------------------------------------------------------|---------------|--------------|
| Power Supply, 320 W 24V, 100 to 277 V, IP67, UL/CE/PSE | 309-000014-01 | 912400130539 |
|--------------------------------------------------------|---------------|--------------|

Replacement Parts

| | | |
|------------------------------------|---------------|--------------|
| Spare Part, X-Lock Terminator, 1PC | 320-000014-02 | 912400134540 |
|------------------------------------|---------------|--------------|

COLORKINETICS vayaseries

© 2019 Signify Holding. All rights reserved. Specifications are subject to change without notice. No representation or warranty as to the accuracy or completeness of the information included herein is given and any liability for any action in reliance thereon is disclaimed.

Color Kinetics
www.colorkinetics.com/vaya/tube-rgb/