

eW Profile MX Powercore

Date: _____
Type: _____
Firm Name: _____
Project: _____

**Magnet Mount, 2700 K, 457 mm
(18 in)**

Interior under-cabinet workplace task luminaire with single temperature white light

eW Profile MX Powercore is a linear, direct line voltage LED under-cabinet light for common office and workplace task applications. Offers a rapid LED retrofit for traditional halogen or fluorescent task lights. Low power draw per foot and optional occupancy sensor maximize energy efficiency.



- Versatile plug-and-play installation—A low-profile housing allows discreet under-cabinet placement. Luminaires are available in 457 mm (18 in) and 914 mm (36 in) lengths with surface mounting or magnet mounting options, and plug directly into US standard wall plugs.
- Dramatic energy savings — 457 mm (18 in) luminaires consume just 9 W, and 914 mm (36 in) luminaires consume 18 W. Optional occupancy sensor for additional energy savings.
- A range of options for design and application flexibility— Available in 2700 K, 3000 K, 3500 K, and 4000 K color temperatures. White housing matches a range of office decors.
- Integrates patented Powercore technology—Powercore rapidly, efficiently, and accurately controls power directly from line voltage, eliminating external power supplies.
- Superior color consistency and accuracy—Optibin, an advanced binning algorithm, exceeds the recognized standards for color quality to guarantee uniformity and consistency of hue and color temperature.
- Smooth dimming capability—Smooth dimming capability— Patented DIMand technology offers smooth dimming capability with the DM-1000 0-10 V ELV Dimmer or selected reverse-phase ELV-type dimmers.

For detailed product information, please refer to the Profile Powercore Family Product Guide at www.colorkinetics.com/global/products/essentialwhite/ewprofilemxpowercore/

Specifications

Due to continuous improvements and innovations, specifications may change without notice.

Output

| | |
|-------------------|--------|
| Color Temperature | 2700 K |
| Beam Angle | 110° |
| Lumens† | 337 |
| Efficacy | 41.5 |
| CRI | 84 |

Electrical

| | |
|---|-------------------|
| Input Voltage | 120 VAC, 50/60 Hz |
| Power Consumption (Maximum at full output, steady state) | 9 W |
| Power Factor | 0.99 @ 120 VAC |

For Surge Protection Requirements for LED Lighting Systems, please refer to www.colorkinetics.com/KB/surge-protection.

Control

| | |
|---------|--------------------------|
| Control | Integrated On/Off switch |
|---------|--------------------------|

Lumen Maintenance

| Threshold [§] | Ambient Temperature | Reported [¶] | Calculated [¶] |
|------------------------|---------------------|-----------------------|-------------------------|
| L ₇₀ | 50 °C | > 49,000 | |

Physical

| | |
|--|--|
| Dimensions (Height x Width x Depth) | 43 x 468 x 63.5 mm (1.7 x 18.4 x 2.5 in) |
| Weight | 0.91 kg (2 lb) |
| Housing Material | White painted metal |
| Lens | Translucent polycarbonate |
| Luminaire Connections | Standard wall plug |

Temperature Ranges

| |
|---------------------------------------|
| -20 to 50 °C (-4 to 122 °F) Operating |
| -20 to 50 °C (-4 to 122 °F) Startup |
| -40 to 80 °C (-40 to 176 °F) Storage |

| | |
|----------|--------------------------|
| Humidity | 0 to 95%, non-condensing |
|----------|--------------------------|

Certification and Safety

| | |
|-------------|-------------------------|
| Approbation | UL/cUL, FCC Class A |
| Environment | Dry/Damp Location, IP20 |

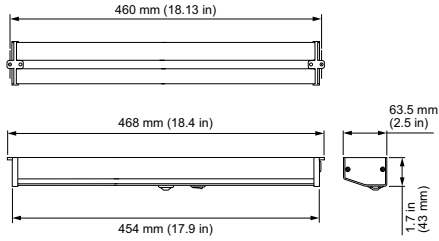


† Lumen output measurements comply with IES LM-79-08 testing procedures.

§ L_{xx} = xx% lumen maintenance (when light output drops below xx% of initial output). All values are given at B10, or the median value where 90% of the LED population is better than the reported or calculated lumen maintenance measurement.

¶ Lumen maintenance figures are based on lifetime prediction graphs supplied by LED source manufacturers. Whenever possible, figures use measurements that comply with IES LM-80-08 testing procedures. In accordance with TM-21-11, Reported values represent the interpolated value based on six times the LM-80-08 total test duration (in hours). Calculated values represent time durations that exceed six times the total test duration.

Dimensions

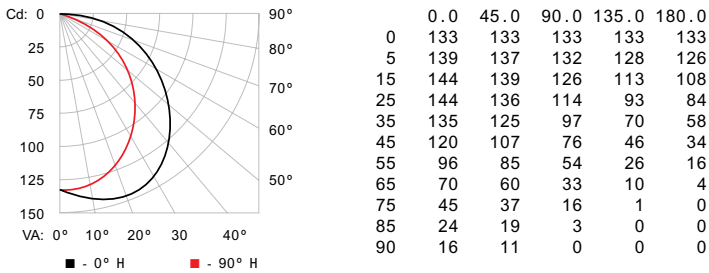


Photometrics, 2700 K, 457 mm (18 in)

Photometric data is based on test results from an independent NIST traceable testing lab. IES data is available at www.colorkinetics.com/support/ies.

| | |
|------------|--------|
| Beam Angle | 110° |
| LED | 2700 K |
| Lumens | 337 |
| Efficacy | 41.5 |

Polar Candela Distribution

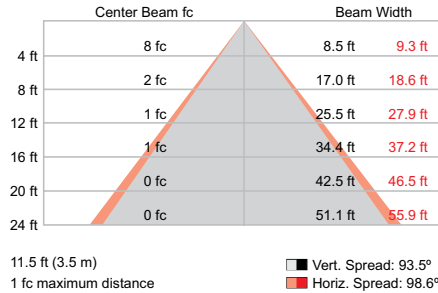


Zonal Lumen

| ZONE | LUMENS | %FIXT |
|--------|--------|-------|
| 0- 30 | 100 | 29.8 |
| 0- 40 | 161 | 47.7 |
| 0- 60 | 269 | 79.9 |
| 0- 90 | 334 | 99.2 |
| 90-120 | 3 | 0.8 |
| 90-130 | 3 | 0.8 |
| 90-150 | 3 | 0.8 |
| 90-180 | 3 | 0.8 |
| 0-180 | 337 | 100.0 |

For lux multiply fc by 10.7

Illuminance at Distance



Coefficients of Utilization - Zonal Cavity Method

Effective Floor Cavity Reflectance: 20%

| RC | 80 | | | 70 | | | 50 | | | 30 | | | 10 | | | 0 |
|----|-----|-----|-----|-----|-----|-----|-----|-----|-----|-----|-----|-----|-----|-----|-----|---|
| Rw | 70 | 50 | 30 | 10 | 70 | 50 | 30 | 10 | 50 | 30 | 10 | 50 | 30 | 10 | 0 | |
| 0 | 119 | 119 | 119 | 119 | 116 | 161 | 161 | 161 | 111 | 111 | 111 | 106 | 106 | 106 | 101 | |
| 1 | 109 | 104 | 100 | 96 | 106 | 101 | 98 | 94 | 97 | 94 | 91 | 93 | 90 | 88 | 89 | |
| 2 | 99 | 91 | 84 | 79 | 96 | 89 | 83 | 78 | 85 | 80 | 76 | 82 | 78 | 74 | 79 | |
| 3 | 91 | 80 | 72 | 66 | 88 | 79 | 71 | 65 | 76 | 69 | 64 | 73 | 67 | 63 | 70 | |
| 4 | 83 | 71 | 63 | 56 | 81 | 70 | 62 | 56 | 68 | 61 | 55 | 65 | 59 | 54 | 63 | |
| 5 | 77 | 64 | 55 | 49 | 75 | 63 | 55 | 49 | 61 | 53 | 48 | 59 | 52 | 47 | 57 | |
| 6 | 71 | 58 | 49 | 43 | 69 | 57 | 49 | 43 | 55 | 48 | 42 | 53 | 47 | 42 | 52 | |
| 7 | 66 | 53 | 44 | 38 | 64 | 52 | 44 | 38 | 50 | 43 | 38 | 49 | 42 | 37 | 47 | |
| 8 | 62 | 48 | 40 | 34 | 60 | 47 | 40 | 34 | 46 | 39 | 34 | 45 | 38 | 33 | 44 | |
| 9 | 58 | 44 | 36 | 31 | 56 | 44 | 36 | 31 | 43 | 35 | 30 | 41 | 35 | 30 | 40 | |
| 10 | 54 | 41 | 33 | 28 | 53 | 40 | 33 | 28 | 39 | 33 | 28 | 38 | 32 | 28 | 37 | |

Luminaire and Accessories

Use Item Number when ordering in North America

Luminaire

| | Item Number | Item 12NC |
|---|---------------|--------------|
| eW Profile MX Powercore <i>Magnet Mount, 2700 K, 457 mm (18 in)</i> | 523-000068-16 | 910503702292 |

Accessory

| | | |
|---------------------------|---------------|--------------|
| DM-1000 0-10 V ELV Dimmer | 109-000036-00 | 912400135916 |
|---------------------------|---------------|--------------|



© 2019 Signify Holding. All rights reserved. Specifications are subject to change without notice. No representation or warranty as to the accuracy or completeness of the information included herein is given and any liability for any action in reliance thereon is disclaimed.

Color Kinetics
www.colorkinetics.com/global/products/essentialwhite/ewprofilemxpowercore/