

FlexElite iColor

Date: _____
Type: _____
Firm Name: _____
Project: _____

**RGBW, 10 Nodes, Black Node/
Cable, 610 mm (24 in) On-Center
Node Spacing with dome lens**

Exterior bright and beautiful flexible direct view luminaire with intelligent RGBW light

FlexElite is the brightest and most flexible member of our popular Flex family. It includes a from-the-ground-up redesign of all major elements, from its form factor to internal electronics to mechanical design. We created FlexElite to meet the challenges posed by large, unconventional buildings and structures. At its core, you'll find an innovative modular design that lets you create the exact number and configuration of nodes that you need for your design. FlexElite's sections and jumper cables click together quickly and easily, allowing unequalled customization impossible with less-modular solutions. Longer run lengths and node spacing let you take on larger challenges than possible in the past. FlexElite RGBW adds a separate white LED creating better-quality whites compared to RGB.



- **Modular Design**—FlexElite's advanced technology frees you from the limitations posed by static numbers of nodes on flexible cables—enabling longer run lengths and node spacing. You can choose sections with the number of nodes you need. Plus, multiple jumper cable lengths let you get the node spacing you need for your design—achieving the right resolution. FlexElite can deliver run lengths of up to 1,000 feet per run, with variable distances between nodes. With FlexElite, you can take on a wide range of outdoor applications, from arenas to office buildings to bridges.
- **Brighter Output**—FlexElite is the brightest Flex luminaire available, outputting over 100 lumens per node in RGBA versions, over 110 lumens per node in RGBW versions, and over 130 lumens per node in IntelliHue versions. At its brightest, FlexElite IntelliHue achieves 150 lumens per node. Brighter output lets you take on larger structures and create ambitious, large-scale designs that get noticed. And our lumen measurement complies with IES LM-79-08 testing procedures for consistency.
- **Four-Color Options**—FlexElite luminaires are natively designed as four-channel luminaires. Choose IntelliHue for the highest quality white light and dynamic color in the same luminaire. Choose RGBW or RGBA for deep color with white or amber. FlexElite includes our proprietary Chromasync technology for maximum color consistency.
- **Simple Installation**—Push-and-click connectors ensure reliable connections, while intuitive mounting options make it easy for installers to mount FlexElite on any structure.
- **Proven Reliability**—FlexElite is designed to be extremely reliable, year after year. Thanks to smart design, extensive testing, and years of experience, FlexElite can handle extreme conditions, humidity, heat, cold, and ice—delivering reliable performance.
- **Complete Solution**—An advanced, reliable luminaire is a critical part of your direct-view lighting solution, but it's not the only element that matters. That's why Color Kinetics offers a full range of complementary solutions—including power/data supplies, controllers, and much more. All designed and optimized to ensure seamless integration and years of trouble-free operation. For example, we designed our PDS-400 48V CA4 power/data supply specifically for FlexElite. And FlexElite integrates with ActiveSite, our remote monitoring solution.

For detailed product information, please refer to the Flex Family Product Guide at www.colorkinetics.com/global/products/rgb/flexelite-icolor-rgbw/

Specifications

Due to continuous improvements and innovations, specifications may change without notice.

Output

Viewing Angle	180°
Lumens Per Node (all channels full on) [†]	53
Lumens per single channel	R 20 / G 31 / B 8 / W 39
Lumens per combined channels	R+G 55 / R+B 26 / G+B 39
Lumens @ 2200	45
Lumens @ 2700	57
Lumens @ 3000	59
Lumens @ 3500	57
Lumens @ 4000	56
Lumens @ 5000	55
Lumens @ 5700	54
Lumens @ 6500	53
Luminance Per Node	5,052 cd/m ²
On-Axis Candela per node	16
Efficacy (lm/W) per node	24.8
LED Channels	Red/Green/Blue/4000 K

Electrical

Input Voltage	48 VDC via PDS-400 48V CA4
Power Consumption	2.5 W

(Maximum per node at full output, steady state)

Control

Interface	PDS-400 48V CA4
-----------	-----------------

Control System

Color Kinetics full range of controllers, including Light System Manager, Video System Manager Pro, iPlayer 3, Antumbra iColor Keypad, and ColorDial Pro, or third-party controllers

Remote Monitoring & Management	ActiveSite Ready, works with Interact Landmark
--------------------------------	--

Lumen Maintenance

Threshold [§]	Ambient Temperature	Reported [¶]	Calculated [¶]
L ₉₀	25 °C	> 42,000	44,802
	50 °C	35,439	35,439
L ₈₀	25 °C	> 42,000	> 100,000
	50 °C	> 42,000	80,740
L ₇₀	25 °C	> 42,000	> 100,000
	50 °C	> 42,000	> 100,000
L ₅₀	25 °C	> 42,000	> 100,000
	50 °C	> 42,000	> 100,000

[†] Lumen output measurements comply with IES LM-79-08 testing procedures.

[§] L_{xx} = xx% lumen maintenance (when light output drops below xx% of initial output). All values are given at B10, or the median value where 90% of the LED population is better than the reported or calculated lumen maintenance measurement.

[¶] Lumen maintenance figures are based on lifetime prediction graphs supplied by LED source manufacturers. Whenever possible, figures use measurements that comply with IES LM-80-08 testing procedures. In accordance with TM-21-11, Reported values represent the interpolated value based on six times the LM-80-08 total test duration (in hours). Calculated values represent time durations that exceed six times the total test duration.

^{##} Due to voltage/power loss in leader and jumper cables, most installations will not be able to install the full 160 nodes per PDS. Please consult Color Kinetics for maximum run length calculations for your projects.

Physical

Dimensions	71.28 x 97.81 x 50.66 mm (2.81 x 3.85 x 1.99 in)
(Height x Width x Depth)	Node with dome lens
Weight	1.86 kg (4.1 lb)
Housing Material	Black PBT plastic and powder-coated aluminium
Lens	Tempered glass
Luminaire Connections	Integrated watertight 5-pin connector

Temperature Ranges

-40 to 50 °C (-40 to 122 °F) Operating
 > 0 °C (> 32 °F) Handling
 -20 to 50 °C (-4 to 122 °F) Startup
 -40 to 80 °C (-40 to 176 °F) Storage

Humidity	0 to 95%, non-condensing
----------	--------------------------

Maximum Luminaires Per Power/Data Supply^{##}

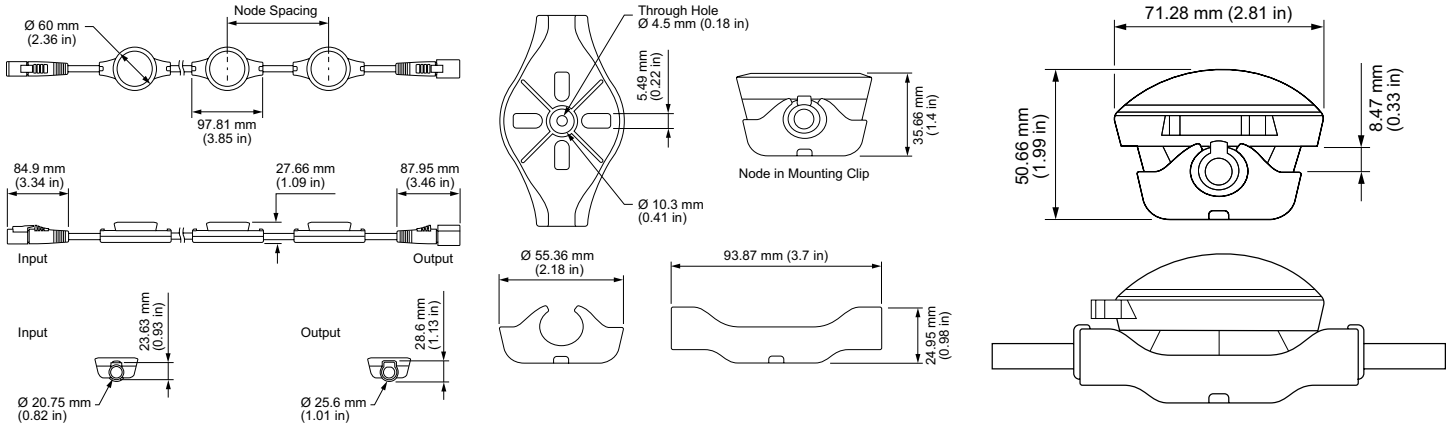
PDS-400 48V CA4: 160 nodes

Certification and Safety

Approbation	UL/cUL, FCC Class A, CE
Environment	Dry/Damp/Wet Location, IP66



Dimensions

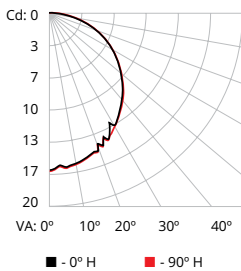


Photometrics, all channels full on with dome lens

Photometric data is based on test results from an independent NIST traceable testing lab. IES data is available at www.colorkinetics.com/support/ies.

Viewing Angle	180°
LEDs	All channels full on
Lumens Per Node (all channels full on)	53
Efficacy (lm/W) per node	24.8

Polar Candela Distribution



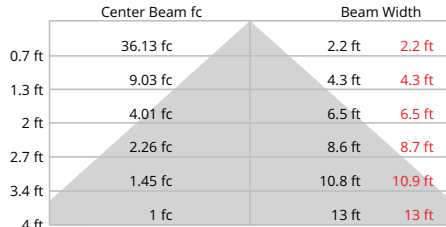
	0	25	45	70	90
90°	0	16	16	16	16
80°	5	16	16	16	16
70°	15	16	16	16	16
60°	25	15	14	14	14
50°	35	13	13	13	13
	45	11	11	11	11
	55	9	9	9	9
	65	6	6	6	6
	75	4	4	4	4
	85	2	2	2	2
	90	2	2	2	2

Zonal Lumen

Zone	Lumens	% Luminaire
0-30	12.6	24.0%
0-40	20.8	39.5%
0-60	37.3	70.9%
60-90	13.8	26.1%
70-100	8.4	16.0%
90-120	1.5	2.9%
0-90	51.1	97.1%
90-180	1.5	2.9%
0-180	52.6	100.0%

For lux multiply fc by 10.7

Illuminance at Distance



4 ft (5.4 m) Vert. Spread: 116.3°
1 fc maximum distance Horiz. Spread: 116.5°

Coefficients of Utilization - Zonal Cavity Method

RCC %:	Effective Floor Cavity Reflectance: 20%																						
	80				70				50				30				10				0		
RW %:	70	50	30	0	70	50	30	0	50	30	20	50	30	20	50	30	20	50	30	20	0		
0	1.18	1.18	1.18	1.18	1.15	1.15	1.15	0.97	1.09	1.09	1.09	1.04	1.04	1.04	0.99	0.99	0.99	0.97	0.97	0.97	0.97		
1	1.06	1.01	0.96	0.92	1.03	0.98	0.94	0.79	0.93	0.9	0.86	0.89	0.86	0.83	0.85	0.82	0.8	0.85	0.82	0.8	0.78		
2	0.96	0.87	0.8	0.73	0.93	0.85	0.78	0.65	0.81	0.75	0.7	0.77	0.72	0.68	0.74	0.7	0.66	0.64	0.74	0.7	0.66	0.64	
3	0.87	0.76	0.67	0.6	0.85	0.74	0.66	0.55	0.71	0.64	0.58	0.68	0.62	0.57	0.65	0.6	0.55	0.53	0.65	0.6	0.55	0.53	
4	0.8	0.67	0.58	0.51	0.77	0.66	0.57	0.47	0.63	0.55	0.49	0.6	0.53	0.48	0.57	0.52	0.47	0.45	0.57	0.52	0.47	0.45	
5	0.73	0.6	0.5	0.44	0.71	0.59	0.5	0.41	0.56	0.48	0.42	0.54	0.47	0.42	0.52	0.46	0.41	0.39	0.52	0.46	0.41	0.39	
6	0.68	0.54	0.44	0.38	0.65	0.53	0.44	0.36	0.5	0.43	0.37	0.48	0.42	0.36	0.47	0.41	0.36	0.34	0.47	0.41	0.36	0.34	
7	0.63	0.49	0.4	0.33	0.61	0.48	0.39	0.31	0.46	0.38	0.33	0.44	0.37	0.32	0.43	0.36	0.32	0.3	0.43	0.36	0.32	0.3	
8	0.58	0.44	0.36	0.3	0.56	0.44	0.35	0.28	0.42	0.34	0.29	0.4	0.34	0.29	0.39	0.33	0.28	0.26	0.39	0.33	0.28	0.26	
9	0.54	0.41	0.32	0.27	0.53	0.4	0.32	0.25	0.39	0.31	0.26	0.37	0.31	0.26	0.36	0.3	0.26	0.24	0.36	0.3	0.26	0.24	
10	0.51	0.37	0.29	0.24	0.5	0.37	0.29	0.23	0.36	0.29	0.24	0.35	0.28	0.23	0.33	0.27	0.23	0.21	0.33	0.27	0.23	0.21	

Luminaire and Accessories

Use Item Number when ordering in North America

Luminaire	Item Number	Item 12NC
FlexElite iColor <i>RGBW, 10 Nodes, Black Node/Cable, 610 mm (24 in) On-Center Node Spacing</i> <i>Dome lens sold separately</i>	401-000002-25	912400136318
Accessories		
FlexElite Leader Cable, 7.5 m (25 ft), Black, UL/CE	108-000085-00	912400136420
FlexElite Leader Cable, 15 m (50 ft), Black, UL/CE	108-000085-01	912400136421
FlexElite Leader Cable, 30 m (100 ft), Black, UL/CE	108-000085-02	912400136422
FlexElite Leader Cable, 60 m (200 ft), Black, UL/CE	108-000085-03	912400136423
FlexElite Jumper Cable, 305 mm (1 ft), Black, UL/CE	108-000085-04	912400136424
FlexElite Jumper Cable, 500 mm (1.7 ft), Black, UL/CE	108-000085-05	912400136425
FlexElite Jumper Cable, 610 mm (2 ft), Black, UL/CE	108-000085-06	912400136426
FlexElite Jumper Cable, 1 m (3.3 ft), Black, UL/CE	108-000085-07	912400136427
FlexElite Jumper Cable, 1.5 m (5 ft), Black, UL/CE	108-000085-08	912400136428
FlexElite Jumper Cable, 2 m (6.6 ft), Black, UL/CE	108-000085-09	912400136429
FlexElite Jumper Cable, 3 m (10 ft), Black, UL/CE	108-000085-10	912400136430
FlexElite Dome Lens, Black, 10 pieces	120-000204-02	912400136444
FlexElite Single Node Mounting Clip, Black, 10 pieces	120-000204-00	912400136442
Power Supplies		
PDS-400 48V CA4, UL	109-000035-00	912400135914
PDS-400 48V CA4, CE	109-000035-01	912400136495

