

# eW Fuse Powercore

Date: \_\_\_\_\_  
Type: \_\_\_\_\_  
Firm Name: \_\_\_\_\_  
Project: \_\_\_\_\_

**3500 K, 30° x 60° beam angle, 12.5 W/ft, 1219 mm (4 ft)**

## Interior linear grazing luminaire with single temperature white light

With narrow and medium beams of intense white light, eW Fuse Powercore is an excellent choice for a full range of surface grazing and wall-washing applications. Its ultra-compact form factor permits installation in tight spaces too small to accommodate conventional grazing luminaires with similar light output. eW Fuse Powercore meets or exceeds the performance of comparable linear fluorescent grazing luminaires while lowering installation, energy, and maintenance costs. Luminaires offer environmentally-conscious buyers a green, energy-efficient grazing luminaire with industry-leading quality and quantity of light.



- Lower cost than comparable fluorescent grazing luminaires—With long useful source life and low-maintenance operation, eW Fuse Powercore represents a cost-effective alternative to traditional grazing luminaires.
- High-performance illumination and beam quality—eW Fuse Powercore is available in 305 mm (1 ft) and 1219 mm (4 ft) die-cast aluminium housings with a 10° x 60° or 30° x 60° beam angle. Interlocking connectors accommodate end-to-end placement without visible light scalloping between luminaires.
- Multiple levels of power consumption—12.5 W/ft luminaires offer high-intensity light output of over 550 lumens per foot. 8 W/ft luminaires are factory-set to a lower maximum power consumption level to support ASHRAE standards, LEED green building certification, and other power-limited projects.
- Multiple color temperatures—Available in 2700 K, 3000 K, 3500 K, and 4000 K color temperatures for applications calling for warm, neutral, or cool white light.
- Integrates patented Powercore technology—Powercore rapidly, efficiently, and accurately controls power directly from line voltage, eliminating the need for an external power supply. Contractor-friendly installation dramatically simplifies installation and lowers total system cost.
- Support for multiple voltages—Accepts power input of 100 to 277 VAC for consistent installation and operation from line voltage in a variety of locations.
- Digital Dimming—Smooth dimming down to 1% with optional Data Enabler Pro and digital control interface.
- Simple installation—Powercore integrated power management technology simplifies installation and allows long product runs. Easy-to-install 1219 mm (4 ft) mounting tracks allow quick project setup in linear applications.
- Easy mounting and positioning—With end-to-end locking power connectors that can make 180° turns, eW Fuse Powercore luminaires are easy to position in even the most challenging mounting circumstances. Luminaires rotate in 10° increments through 180° for precise aiming and color mixing. Optional mounting tracks support vertical and overhead positioning. 305 mm (1 ft) and 1.5 m (5 ft) jumper cables can add extra space between luminaires.

For detailed product information, please refer to the Fuse Powercore Family Product Guide at [www.colorkinetics.com/global/products/essentialwhite/ewfusepc/](http://www.colorkinetics.com/global/products/essentialwhite/ewfusepc/)

# Specifications

Due to continuous improvements and innovations, specifications may change without notice.

## Output

Color Temperature*	3500 K
Beam Angle	30° x 60°
Lumens†	2,580
Efficacy (lm/W)	54.5
CRI	84

## Electrical

Input Voltage	100 to 277 VAC, auto-ranging, 50/60 Hz
Power Consumption (Maximum at full output, steady state)	50 W
Power Factor	0.93 @ 120 VAC

*For Surge Protection Requirements for LED Lighting Systems, please refer to [www.colorkinetics.com/KB/surge-protection](http://www.colorkinetics.com/KB/surge-protection).*

## Control

### Dimmer‡

Compatible with selected commercially available reverse-phase ELV-type dimmers

## Lumen Maintenance

Threshold§	Ambient Temperature	Reported¶	Calculated¶
L <sub>70</sub>	25 °C	50,000	
	50 °C	37,000	
L <sub>50</sub>	25 °C	90,000	
	50 °C	80,000	

## Physical

Dimensions (Height x Width x Depth)	53 x 1219 x 41 mm (2.1 x 48 x 1.6 in)
Weight	1.98 kg (4.37 lb)
Housing Material	Die-cast aluminium, white powder-coated finish
Lens	Polycarbonate
Luminaire Connections	Integral male/female connectors

## Temperature Ranges

-40 to 50 °C (-40 to 122 °F) Operating  
-20 to 50 °C (-4 to 122 °F) Startup  
-40 to 80 °C (-40 to 176 °F) Storage

Humidity 0 to 95%, non-condensing

## Luminaire Run Lengths

To calculate luminaire run lengths and total power consumption for your specific installation, download the Configuration Calculator from [www.colorkinetics.com/support/install\\_tool/](http://www.colorkinetics.com/support/install_tool/)

## Certification and Safety

Approbation	UL/cUL, FCC Class B, CE, C-Tick, CCC
Environment	Dry/Damp Location, IP20



\* Correlated color temperature (CCT) complies with ANSI C78.377-2008 for the chromaticity of solid state lighting products.

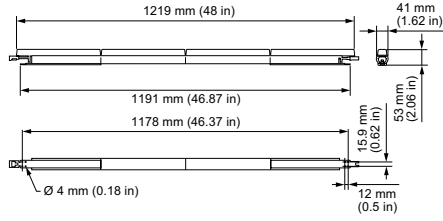
† Lumen output measurements comply with IES LM-79-08 testing procedures.

‡ Refer to [www.colorkinetics.com/support/appnotes/](http://www.colorkinetics.com/support/appnotes/) for more information.

§ L<sub>xx</sub> = xx% lumen maintenance (when light output drops below xx% of initial output). All values are given at B10, or the median value where 90% of the LED population is better than the reported or calculated lumen maintenance measurement.

¶ Lumen maintenance figures are based on lifetime prediction graphs supplied by LED source manufacturers. Whenever possible, figures use measurements that comply with IES LM-80-08 testing procedures. In accordance with TM-21-11, Reported values represent the interpolated value based on six times the LM-80-08 total test duration (in hours). Calculated values represent time durations that exceed six times the total test duration.

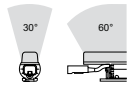
# Dimensions



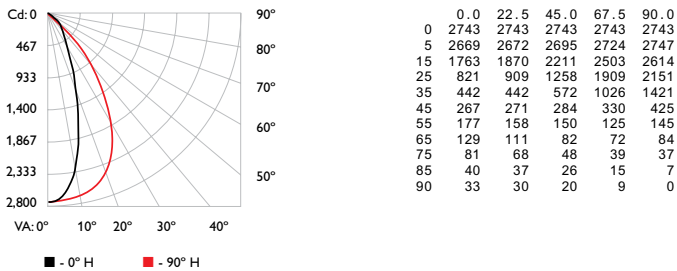
# Photometrics, 12.5 w/ft, 3500 K, 1219 mm (4 ft)

Photometric data is based on test results from an independent NIST traceable testing lab. IES data is available at [www.colorkinetics.com/support/ies](http://www.colorkinetics.com/support/ies).

Beam Angle	30° x 60°
LED	3500 K
Lumens	2,580
Efficacy (lm/W)	54.5



## Polar Candela Distribution

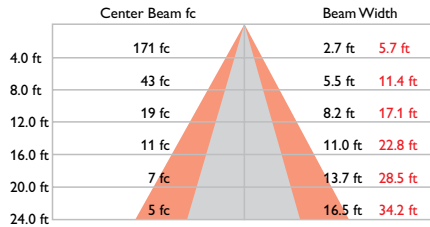


## Zonal Lumen

ZONE	LUMENS	%FIXT
0- 30	1498	58.0
0- 40	1963	76.1
0- 60	2347	91.0
0- 90	2525	97.9
90-120	43	1.7
90-130	50	1.9
90-150	55	2.1
90-180	55	2.1
0-180	2580	100.0

For lux multiply fc by 10.7

## Illuminance at Distance



52.5 ft (16 m) 1 fc maximum distance  
 Vert. Spread: 37.9°  
 Horiz. Spread: 70.9°

## Coefficients of Utilization - Zonal Cavity Method

RC	Effective Floor Cavity Reflectance: 20%																	
	80		70		50		30		10		0							
RW	70	50	30	10	70	50	30	10	50	30	10	50	30	10	0			
0	1191	191	119	119	1161	161	116	116	1101	101	110	1051	051	105	1001	001	100	98
1	1111	081	105	102	109	106	103	100	101	99	97	97	95	94	93	92	90	88
2	105	99	94	90	102	97	92	89	93	89	86	90	87	84	87	84	82	80
3	98	91	85	80	96	89	84	79	86	81	78	83	79	76	81	77	75	73
4	93	84	77	72	90	82	76	72	80	75	71	78	73	70	75	72	69	67
5	87	78	71	66	85	77	70	66	74	69	65	72	68	64	71	66	63	61
6	82	72	65	61	81	71	65	60	70	64	60	68	63	59	66	62	59	57
7	78	68	61	56	76	67	60	56	65	59	55	64	59	55	62	58	54	53
8	74	63	57	52	72	63	56	52	61	56	52	60	55	51	59	54	51	49
9	70	60	53	49	69	59	53	48	58	52	48	57	52	48	56	51	48	46
10	67	56	50	46	66	56	50	45	55	49	45	54	49	45	53	48	45	43

# Luminaire and Accessories

Use Item Number when ordering in North America

Luminaire	Item Number	Item 12NC
eW Fuse Powercore 3500 K, 30° x 60° beam angle, 12.5 W/ft, 1219 mm (4 ft)	523-000065-22	910503702623
<b>Accessories</b>		
Leader Cable with Terminator and Strain Relief, UL/cUL, 3 m (10 ft)	108-000047-00	910503700972
Leader Cable with Terminator and Strain Relief, CE/CCC, 3 m (10 ft)	108-000047-01	910503700973
Wiring Compartment with Terminator	120-000077-01	910503700994
Jumper Cable, UL/cUL, 305 mm (1 ft)	108-000048-00	910503700974
Jumper Cable, UL/cUL, 1.5 m (5 ft)	108-000048-01	910503700975
Jumper Cable, CE/CCC, 305 mm (1 ft)	108-000048-02	910503700976
Jumper Cable, CE/CCC, 1.5 m (5 ft)	108-000048-03	910503700977
Terminators, 10/Box	120-000099-00	910503701120
Mounting Track, White, Quantity 1, 1219 mm (4 ft)	120-000124-00	910503701787
DM-1000 0-10 V ELV Dimmer	109-000036-00	912400135916



© 2019 Signify Holding. All rights reserved. Specifications are subject to change without notice. No representation or warranty as to the accuracy or completeness of the information included herein is given and any liability for any action in reliance thereon is disclaimed.

Color Kinetics  
[www.colorkinetics.com/global/products/essentialwhite/ewfusepc/](http://www.colorkinetics.com/global/products/essentialwhite/ewfusepc/)